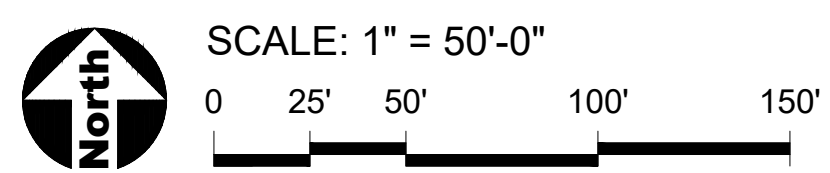


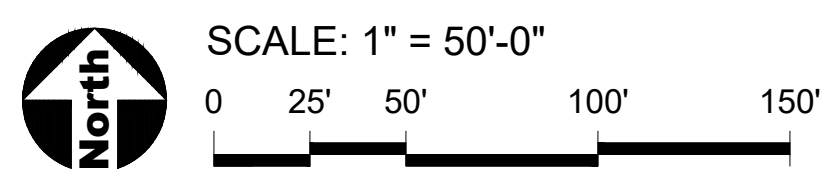
CRASHES:

1 VEHICLE:	17
Reported, Not Evident:	4
Nonincapacitating:	9
Incapacitating:	4
Fatal:	0
2 VEHICLE:	143
Reported, Not Evident:	37
Nonincapacitating:	92
Incapacitating:	14
Fatal:	0
PEDESTRIAN:	16
Reported, Not Evident:	3
Nonincapacitating:	8
Incapacitating:	4
Fatal:	1
BICYCLE:	3
Reported, Not Evident:	0
Nonincapacitating:	1
Incapacitating:	1
Fatal:	1
TOTAL CRASHES:	179

LEGEND:

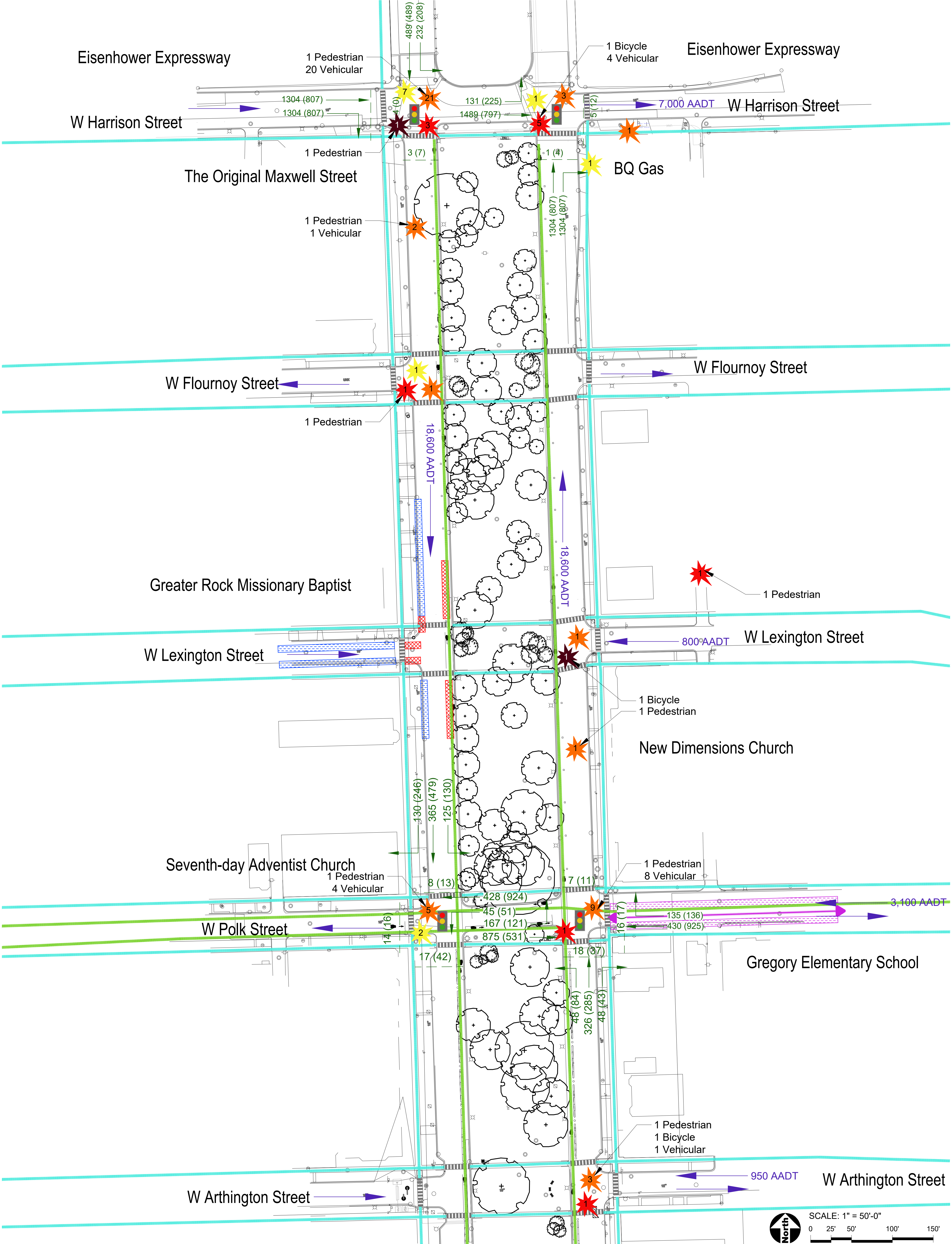
Bike Lane Circulation	Proposed Crosswalk	AADT: Annual Average Daily Traffic Direction of Traffic	Reported, Not Evident Crash (5)	*All crashes are vehicular unless otherwise noted
Pedestrian Circulation- Sidewalk	School Observed Vehicle Parking	Vehicle & Traffic Signal Data	Nonincapacitating Crash (10)	
Existing Crosswalk	Church Observed Vehicle Parking	Traffic Signal	Incapacitating Crash (2)	
Proposed Decorative Concrete Crosswalk	Church Observed Illegal Vehicle Parking		Fatal Crash (0)	





LEGEND:

Bike Lane Circulation	Proposed Crosswalk	AADT: Annual Average Daily Traffic Direction of Traffic	Reported, Not Evident Crash (5)	*All crashes are vehicular unless otherwise noted
Pedestrian Circulation- Sidewalk	School Observed Vehicle Parking	Vehicle & Traffic Signal Data	Nonincapacitating Crash (10)	
Existing Crosswalk	Church Observed Vehicle Parking	Traffic Signal	Incapacitating Crash (2)	
Proposed Decorative Concrete Crosswalk	Church Observed Illegal Vehicle Parking		Fatal Crash (0)	



LEGEND:

- Bike Lane Circulation
 - Pedestrian Circulation- Sidewalk
 - Existing Crosswalk
 - Proposed Decorative Concrete Crosswalk
 - Proposed Crosswalk
 - School Observed Vehicle Parking
 - Church Observed Vehicle Parking
 - Church Observed Illegal Vehicle Parking
 - ← AADT: Annual Average Daily Traffic Direction of Traffic
 - ← Vehicle & Traffic Signal Data
 - Traffic Signal
 - ★ Reported, Not Evident Crash (5)
 - ★ Nonincapitating Crash (10)
 - ★ Incapitating Crash (2)
 - ★ Fatal Crash (0)
- *All crashes are vehicular unless otherwise noted

