



# CDPH 2023 Accomplishments & 2024 Key Priorities

January 2024



## Mission (Our Purpose)

CDPH works with communities and partners to create an equitable, safe, resilient and Healthy Chicago.

## Vision (The Impact We Seek)

Everyone in Chicago thrives and achieves their optimal health and wellness.

## Values

**Anti-Racism** - We are committed to dismantling systemic racism to create an organizational culture that actively supports anti-racist efforts .

**Informed Decision Making**- We collect, share, and operationalize data to support public health decisions and actions to improve health and achieve our mission.

**Teamwork** - We cultivate belonging and respect for our colleagues and community partners.

**Excellence** - We value creativity, innovation, and exploration; and continuously seek ways to improve processes and systems.



# 2023 Accomplishments

# Awards



The Chicago Health Atlas data platform won the Smart 50 Award.



Awarded the Bloomberg Philanthropies What Works Cities Certification at the Gold Level

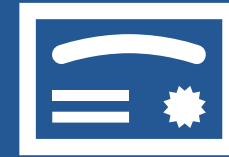


Awarded the silver medal from CityHealth for our work in policy.

# ★ Staffing, Contracts & RFPs



More than **250**  
vacancies were filled by  
our HR team.



Published **12** RFPs  
Provided over **\$19M**  
In awards

# Workforce Development



Almost 500 employees completed Level 1 Part A of the Dismantling Racist Systems Workshop Series.



Piloted our Leadership Development Cohort Series. Two separate cohorts consisting of almost 50 employees completed the series.

# Disease Control

An average of about 1,200 reportable conditions and 30 outbreaks are investigated each year.

## FOODBORNE

Quick response to **14** food-borne cluster or outbreaks allowed to prevent additional illnesses.

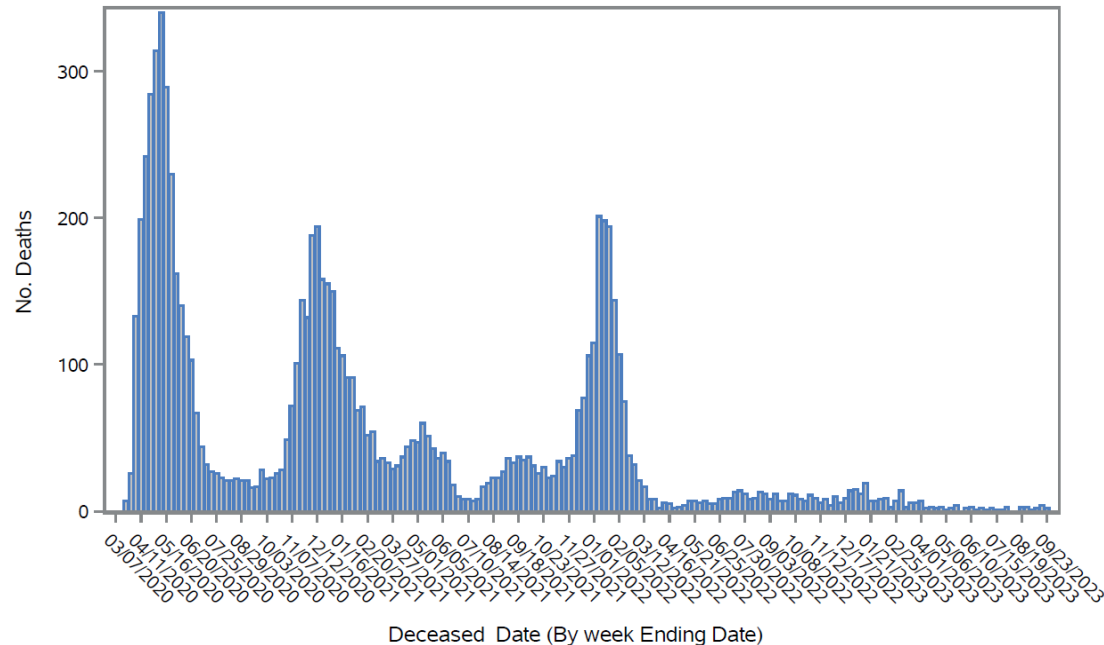
Disease clusters identification (Spatio-temporal cluster detection)

## MONITORING METHODS

Leveraged **1,000** wastewater **samples** to monitor COVID-19 and other diseases, like mpox, flu, and RSV.

Genomic sequencing to monitor COVID-19 variants, mpox and drug-resistant pathogens.

COVID-19 Deaths Among Chicago Residents By Week of Deceased Date as of 12/28/2023



# ★ Recent COVID-19 Deaths Compared to Peak (Weeks 18 & 19)

Deaths from Latest 6 Weeks (11/12/2023-12/23/2023) Compared to Peak	
Peak MMWR, 2020-18 & 19	651
2023-Week 45 & 46	7
2023-Week 47 & 48	14
2023-Week 49 & 50	15

LTC Deaths for Latest 6 (11/12/2023-12/23/2023) Weeks Compared to Peak	
Peak MMWR, 2020-18 & 19	340
2023-Week 45 & 46	0
2023-Week 47 & 48	0
2023-Week 49 & 50	0

\* It can take time for deaths to be reported to CDPH (i.e., they are a lagging indicator). As such, the data shown here have a longer time lag than the data presented for cases and hospitalizations.



# ★ Vaccination Efforts

Held over **160** vaccination events, including **7 Family Vaccination Clinics** at City Colleges of Chicago and **49 aldermanic events** across the city

Administered more than **15,000** doses of both **flu and COVID vaccine**

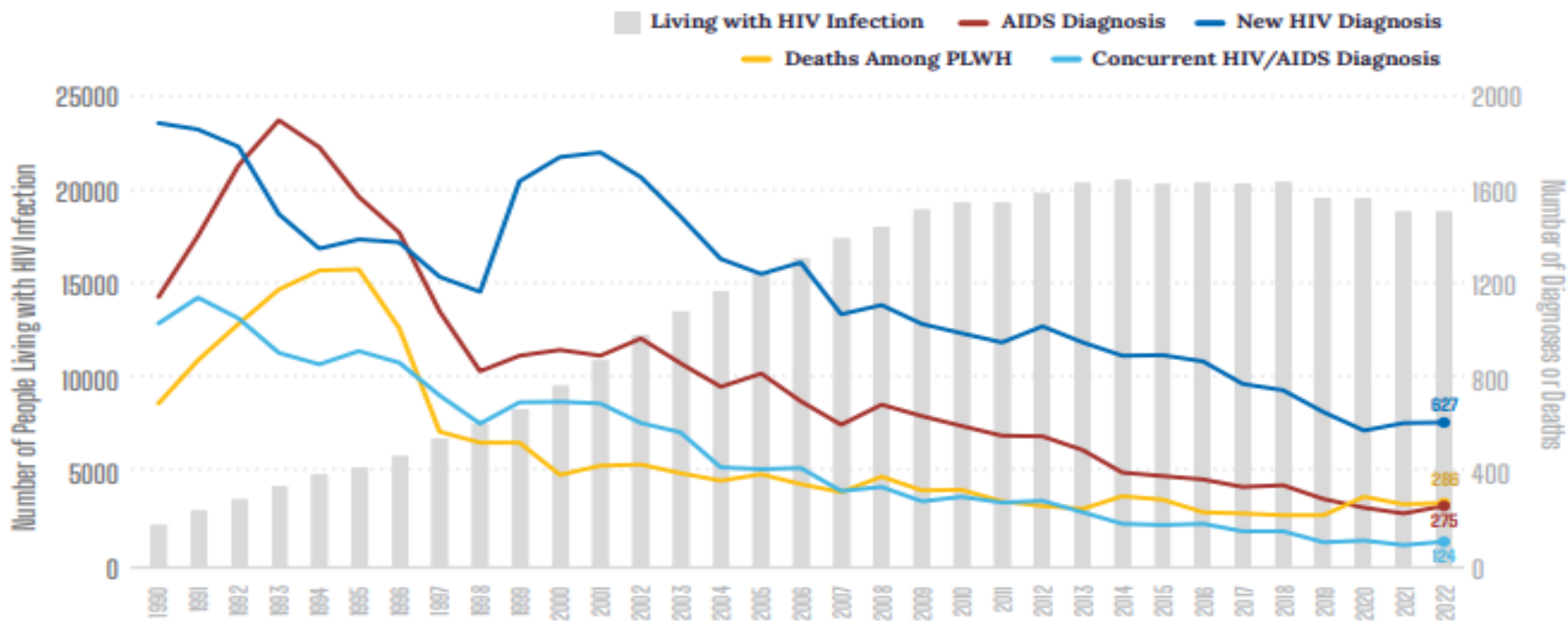


# HIV Trends- 2023 HIV Data Brief



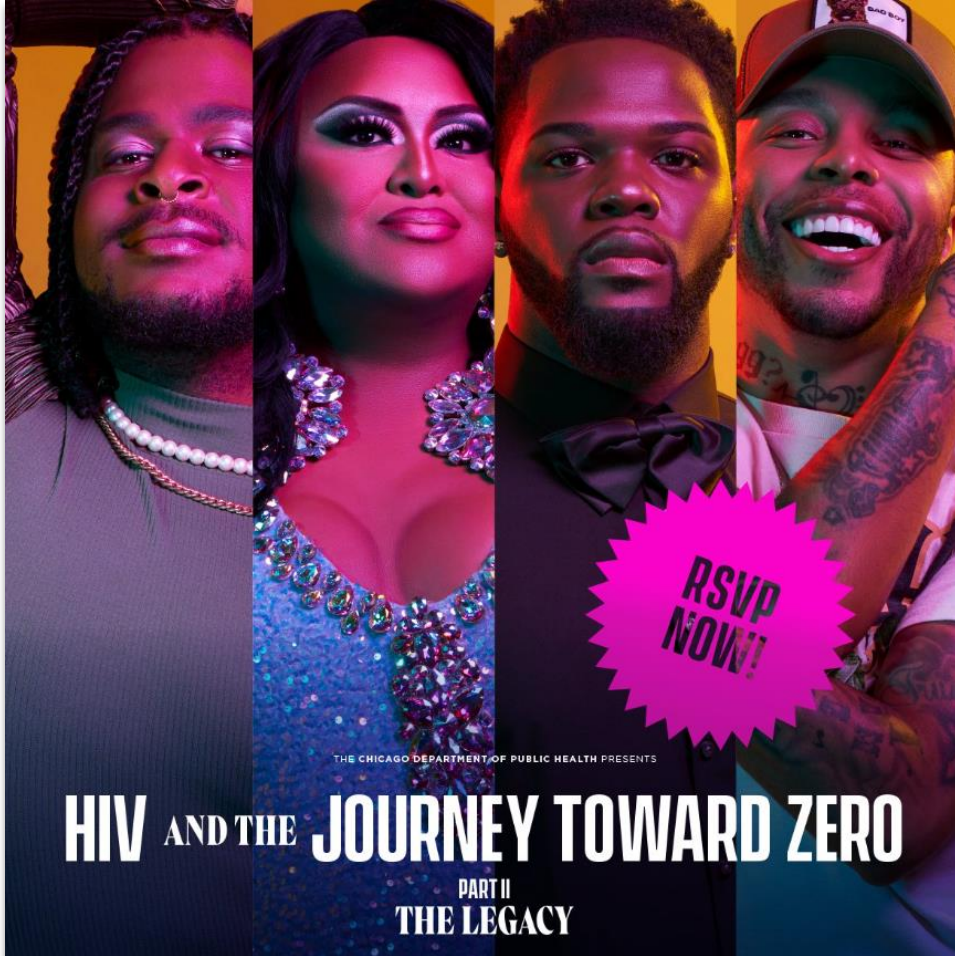
**FIGURE 1.3**

**People Living with HIV Infection (PLWH), People Diagnosed with HIV Infection, People Diagnosed with AIDS, Concurrent HIV/AIDS Diagnoses, and Deaths Among PLWH, Chicago, 1990-2022 (as of 9/26/2023)**



**Notes on Surveillance Reporting:** 1983 AIDS case reporting begins; 1995 Effective drug therapy against HIV becomes available; 1999 Code-based HIV reporting begins; 2006 Name-based HIV reporting begins; 2012 All CD4 and viral load labs become reportable


# ★ Journey to Zero



Earned a Chicago/Midwest Emmy Award nomination for Part I of the CDPH-produced documentary, “HIV and the Journey Toward Zero”

Premiered “HIV and the Journey Toward Zero: Part II – The Legacy” at Chicago's Harris Theater. This installment focuses on a younger generation of advocates, people living with HIV and those maintaining their HIV-negative status.

# ★ Food Inspection & Health Code Enforcement

 **15,795**

Food Establishment Inspections

 **831**

Summer Feeding/After-School  
Inspections

 **835**

Special Event Food inspections

 **392**

Swimming Pool/Spa Inspections

 **222**

Body Art Inspections

 **48**

Tanning Facilities Inspections

 **9,971**

Citation Counts

**\$3,180,613**

Fines/Cost Imposed (for citations)

 **147**

License Suspensions

# ★ Environment



Completed the 15-month process to develop Chicago's first Cumulative Impact Assessment.



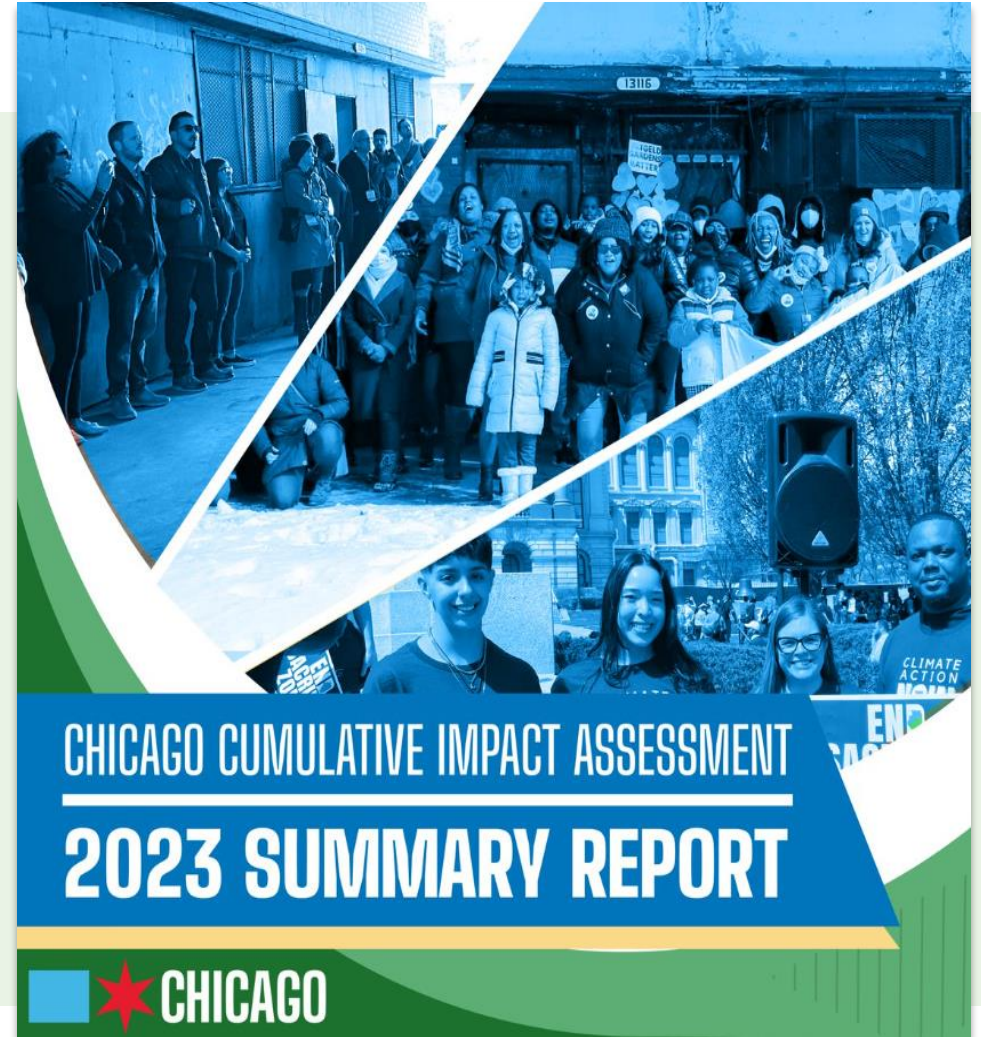
Collaborated with several community-based organizations and other partners, for a citywide heat-mapping study with resident scientists.



Planted more than **23,000 parkway trees**, in collaboration with DSS, CDOT, and DOE.




Issued **1191 permits** and completed **4813 environmental inspections**



# Healthy Chicago Equity Zones: Partnerships

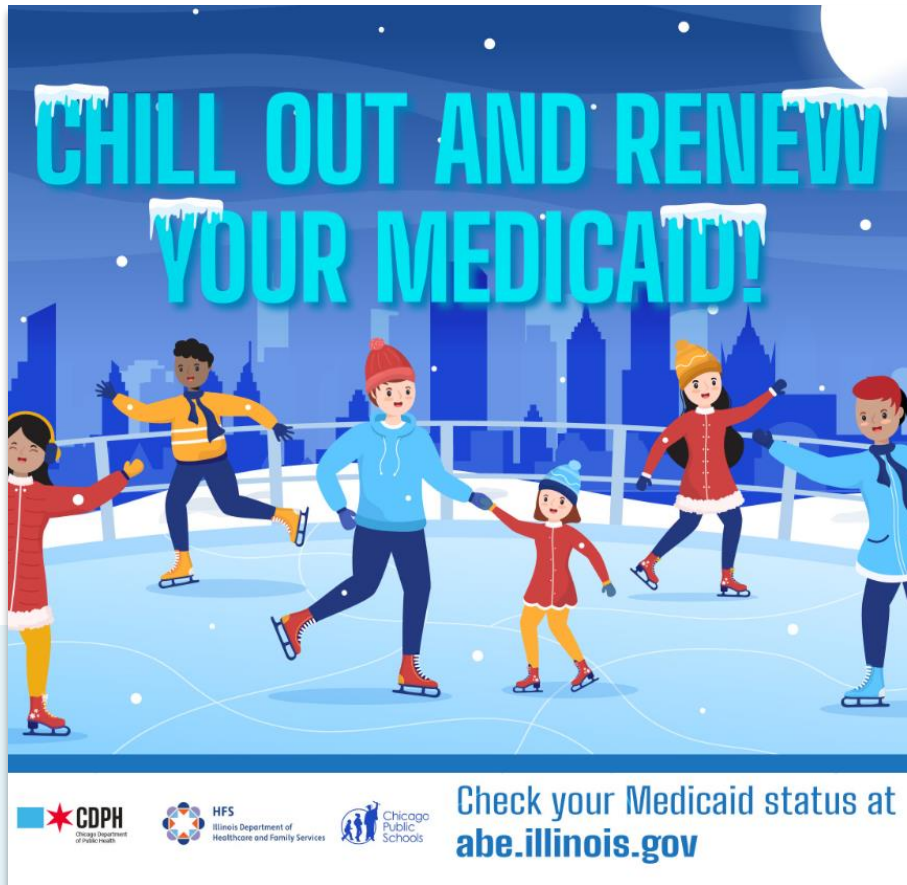


Hosted Healthy Chicago 2025 Symposium and Healthy Chicago Equity Zones (HCEZ)



Resource for current and future community leaders for health equity-centered community-led transformational change.

# ★ Medicaid Redetermination



Deployed our Community Health Response Corps (CHRC) to support the State's Medicaid enrollment at community events across the City, targeting high-priority community areas on Chicago's southwest and south sides. To date, CHRC has reported over **12,000 Medicaid-related engagements with residents at 335 events.**

# Lead and Healthy Homes

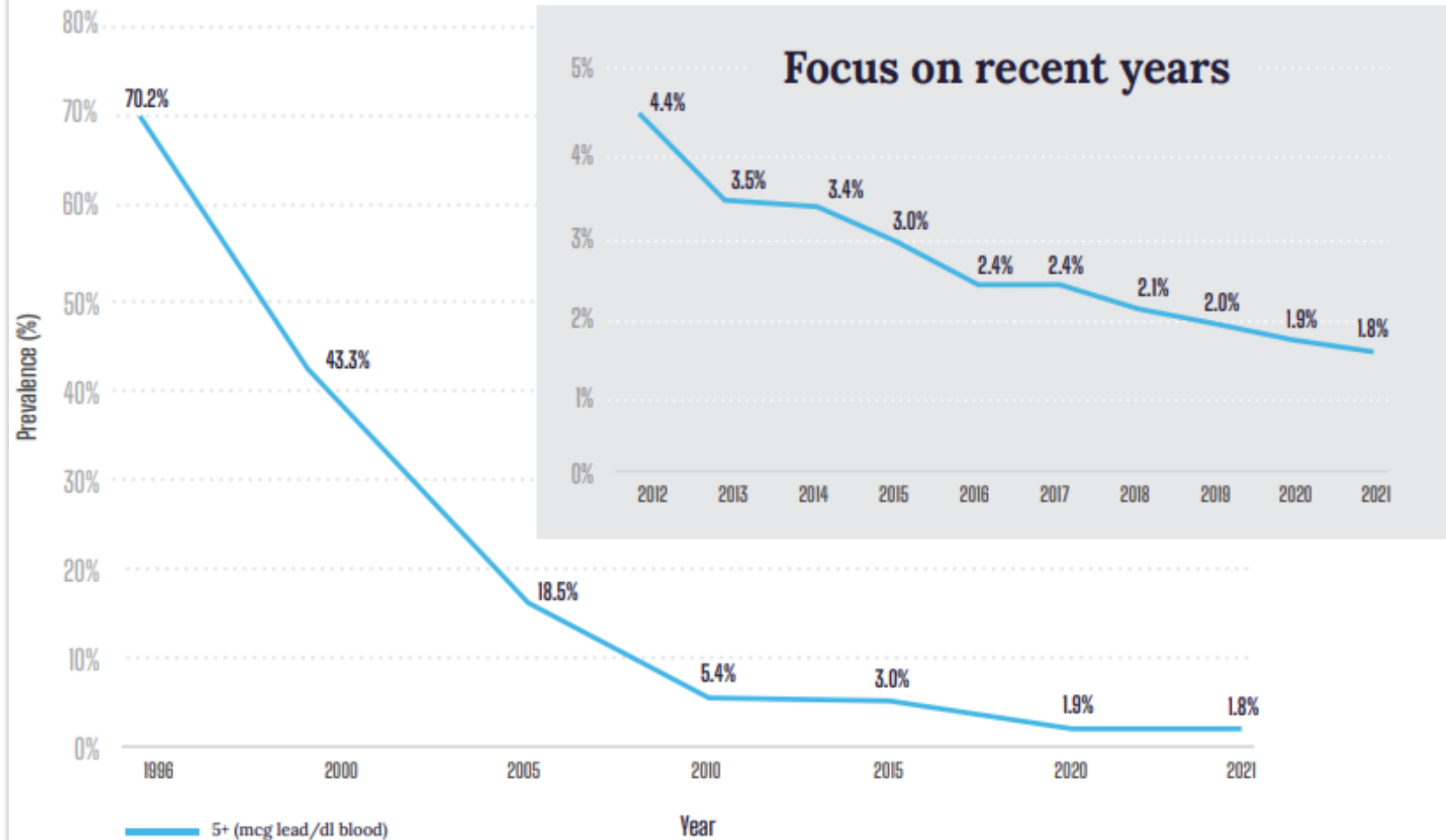


In 2023 **788 new cases** were opened for nurse follow up with families, **1036 new initial home inspections** were conducted, and **46 homes** were made lead- and other health hazard-safe.\*

*\*these counts don't include the 6394 re-inspections or hundreds of other cases we continued to follow from prior years*

FIGURE A

## Reduction in the prevalence of venous blood lead levels, 5+ $\mu\text{g}/\text{dL}$ , in Chicago children <1-5 years of age, 1996-2021







Across the MICAH bureau, our programs **provided more than 100,000 direct services** to people in 2023 to date.



Through WIC, nutritional assessments, **17,288 pregnant and post-partum people** and children received education and access to healthy foods.



Through Family Connects Chicago, **2,550 families** received post-partum nurse home visits through partnership with **8 birthing hospitals**.



Through our Justice for All Reproductive Health Access program, **2,414 received services** in support of abortion care access



Through our School-Based Health Services, **44,853 CPS students** received oral health exams, **25,216 CPS students** received eye exams (11, 810 of whom received eyeglasses), and **7,368 CPS students** received comprehensive sexual health education.



# ★ Mental Health



City-operated mental health clinics provided **22,731 units of services** and **served 1,496 patients**.



The Trauma-Informed Centers of Care Network expanded behavioral health service coverage to all 77 Chicago community areas **providing services for 42,439 patients**.



**Embedded CDPH mental health clinicians** in four Chicago Public Library branches.



Expanded CARE program into new neighborhoods.



# ★ CARE Program



## CARE Team Activity Summary

Sep 2021 to November 2023 for Neighborhoods: All

**CARE 911  
Responses  
1,272**

**Follow-Up  
Encounters  
913**

**Use of Force  
Events\*  
0**

**Arrests\*  
0**

# Violence Prevention

Provided an estimated **\$30M** in funding to **19 street outreach organizations** in **25 community areas**

Street Outreach responded to over **1,940 incidents** assisting individuals who are at **immediate and high risk of being either victims or perpetrators of violence.**

Approved **\$248,500** for disbursement to **170 applicants** for funeral, basic needs, and relocation expenses **to alleviate the immediate financial impacts and trauma** inflicted on survivors & families experiencing loss from gun violence.

Supported over **150 community-led events and public safe space activations** in communities most impacted by violence.

# ★ Violence Prevention

## Street Outreach Lowers Risk of Gun Violence Injury and Arrest

### ▶ Fatal and non-fatal gunshot injuries:

**20%** ↓ in the 18 months following participation

more than **30%** ↓ in the 24 months following participation

### ▶ Arrests for violent crime:

**28%** ↓ in the 18 months following participation

**17%** ↓ in the 24 months following participation


Since July 2017, CP4P served  
**3600 participants**

**82%**  
MALE

**83%**  
BLACK

**AVERAGE**  
**AGE 25**

Outreach workers were consistently seen as one of the few **“POSITIVE ROLE MODELS”** in participants' lives



Source: Northwestern Neighborhood & Network Initiative (N3). 2021 (September 3). Communities Partnering for Peace (CP4P) preliminary individual results.

# ★ Substance Use



Launched five public health vending machines in overdose hotspot areas to provide no-cost harm reduction resources to community members.

Expanded Medicated Assisted Recovery (MAR) NOW program to offer immediate treatment for Alcohol Use Disorder.

Advanced proposal in conjunction with the Department of Housing to launch Chicago's first Stabilization Housing Center at the old Diplomat Hotel.



# New Arrivals

- Office of CMO facilitated a pathway to medical care for all new arrivals via CCH. To date over **18,000 deduplicated new arrivals**, connected to care - about **60% of the individuals** that have entered the City since August 2022.
- New Incident Command Structure. The Disease Control Bureau provides guidance and strategies
- The Behavioral Health Bureau and OSU providing services, guidance and protocols.
- Vaccination Support for Varicella, COVID And Flu across 27 shelters
- The CDPH Hospital Preparedness team deployed the Medical Reserve Corps to support public health screenings and assessments at police districts.



# 2024 Key Priorities



# 2024 Key Priorities



90% of reportable infectious disease cases reported to CDPH within timeframe. Initiate response to 99% clusters/outbreaks within 24 hours of notification.



Release a progress report on Healthy Chicago 2025 goals by March 2024.



Expand the number of communities served by the CARE program, extend time in field and on weekends, and implement a new staffing model of CDPH Clinicians and EMT's to staff the program.



Cohesive, coordinated bundle of services for persons living with and vulnerable to HIV



Expand Families Connect services from 8 to 14 hospitals to increase visits from 8,000 to approximately 16,500 families.



Reach "saturation" levels for Narcan in the most impacted communities using multiple data sources to monitor impact including OD Map, wastewater surveillance, CDPH Narcan distribution data, EMS, and syndromic surveillance data.

# ★ 2024 Key Priorities



Reopen 2 Mental Health clinics in underserved neighborhood



Increase flu and COVID-19 vaccination rates in most impacted communities



2024 National Democratic Convention Preparedness: Support Chicago's 35 hospitals, Long Term Care facilities, dialysis centers, etc. for potential service impacts and potential medical surge.



Secure new grant funding, reduce avoidable corporate expenses, automate reporting , expand RFP outreach.



Community Health Response Corps programs to enhance awareness and engagement with vital public health resources and services.



Expand workforce capacity and increase efficiency of hiring process

# Thank you!



[Chicago.gov/Health](https://Chicago.gov/Health)



[HealthyChicago@cityofchicago.org](mailto:HealthyChicago@cityofchicago.org)



[@ChicagoPublicHealth](https://www.facebook.com/ChicagoPublicHealth)



[@ChiPublicHealth](https://twitter.com/ChiPublicHealth)