

S. S. R. B.

DATE 4-6-10

JUSTIFICATION FOR NON-COMPETITIVE PROCUREMENT

COMPLETE THIS SECTION IF NEW CONTRACT(S)

For contract(s) in this request, answer applicable questions in each of the 4 major subject areas below in accordance with the Instructions for Preparation of Non-Competitive Procurement Form on the reverse side.

Request that negotiations be conducted only with King Fisher & Co. for the product and/or services described herein.
(Name of Person or Firm)

This is a request for: X (One-Time Contract Per Requisition # _____, copy attached) or Term Agreement or Delegate Agency (Check one). If Delegate Agency, this request is for "blanket approval" of all contracts within the _____ (Attach List) Pre-Assigned Specification No. _____
(Program Name) Pre-Assigned Contract No. **14838**

Smith 56542

COMPLETE THIS SECTION IF AMENDMENT OR MODIFICATION TO CONTRACT

Describe in detail the change in terms of dollars, time period, scope of services, etc., is relationship to the original contract and the specific reasons for the change. Indicate both the original and the adjusted contract amount and/or expiration date **04-30-2010** with this change, as applicable. Attach copy of all supporting documents. Request approval for a contract amendment or modification to the following:

Contract #: **14838**

Company, or Agency Name: **King Fisher**

Specification #: _____ Contract or Program Description: **Radio Alarm Call Box Procurement/Maintenance**
Mod #: _____ (Attach List, if multiple)

Grafe Smith	773-894-5310	<i>Grafe T. Smith</i>	CDA	01-26-10
Originator Name	Telephone	Signature	Department	Date

Indicate SEE ATTACHED in each box below if additional space needed:

() **PROCUREMENT HISTORY 1(a)** The King Fisher callbox system was procured in 1995 through an open competitive bid. We have approximately 250 radio alarm call boxes installed and expect to increase this amount with O'Hare's Modernization Program. These units are installed in all the remote areas where no other form of communication is available. These units are specifically designed for emergency wireless communications for fire, medical and oil spills throughout O'Hare. At the present time we have twelve units that need to be immediately replaced. Since the original procurement, we have maintained a purchase agreement for parts and maintenance.

2(a) This is a continuation of that purchase agreement for parts and maintenance, from the same source and for the very same reasons.

3(a) No attempts were made to competitively bid this requested requirement because the operating software is proprietary to King Fisher. No other vendor can fix or maintain our existing equipment. It cost approximately \$2,400., to replace one unit and to replace all units with another vendor's equipment will cost us in excess of \$1,050,000 which would be an unnecessary expense.

4(a) N/A

5(a) This request will continue through the life of the callbox systems at O'Hare as long as King Fisher keeps their hardware & software proprietary.

6(a) N/A

() **ESTIMATED COST 1(a)** \$55,000 per year. Funding line 2097, fund 0740, Dept. 085, Appropriation 0340.

2(a) Same as above




-) N/A
- (a) N/A
- 5(a) N/a

() SCHEDULE REQUIREMENTS 1(a) The schedule was developed based on our requirements to have new parts available to us as soon as possible. This will guarantee replacement parts and twenty-four hours a day, seven days a week callbox system operation for O'Hare's E-911 center.

- 2(a) N/A
- 3(a) N/A
- 4(a) N/A

() EXCLUSIVE OR UNIQUE CAPABILITY 1(a) N/A

2(a) King Fisher employees the personnel that supports their proprietary hardware & software
 3(a) N/A
 4(a) N/A
 5(a) N/A
 6(a) N/A
 7(a) N/A
 8(a) King Fisher's callbox system and all its components are operated under King Fisher's proprietary software. We have to go to them for some maintenance and all the parts.

APPROVED BY:  3/31/10  4-6-10
DEPARTMENT HEAD OR DESIGNEE DATE BOARD CHAIRPERSON DATE
 4/16/10
CPO SIGNATURE DATE
 03 416

INSTRUCTIONS FOR PREPARATION OF NON-COMPETITIVE PROCUREMENT FORM (Rev 9/97)

If a City Department has determined that the purchase of supplies, equipment, work and/or services can not be done on a competitive basis, a sole source justification must, be prepared on this justification for Non-Competitive Procurement Form in which procurement is requested on a non-bid or non-competitive basis in accordance with 65 ILCS 5/8-10-4 of the Illinois Compiled Statutes. All applicable questions in each Subject Area below must be answered. The information provided must be complete and in sufficient detail to allow for a decision to be made by the Non-Competitive Procurement Review Board. The Board will not consider justifications with incomplete information or documentation. Also, attach Form F-7 (if One Time Contract); F-8 (if Delegate Agency Contract) or F-26 (if Term Agreement) to obtain a pre-assigned Specification and Contract Number for each contract in this request.

PROCUREMENT HISTORY (INCLUDING FUTURE PROCUREMENT OBJECTIVES)

1. Describe the requirement and how it evolved from initial planning to its present, status.
2. Is this a first time requirement or a continuation of previous procurement from the same source? If so, explain the procurement history.
3. Explain attempts made to competitively bid the requirement. (Attach copy of notices and list of sources contacted).
4. Describe any research done to find other sources (List other cities contacted, companies in the industry contacted, professional organizations, periodicals and other publications used).
5. Explain future procurement objectives. Is this a one-time request or will future requests be made for doing business with the same source?
6. Explain whether or not future competitive bidding is possible. If not, why not?

ESTIMATED COST

1. What is the estimated cost for this requirement (or for each contract, if multiple awards contemplated)? What is the funding source?
2. What is the estimated cost by fiscal year, if the job, project or program covers multiple years?
3. Explain the basis for estimating the cost and what assumptions were made and/or data used (ie. budgeted amount, previous contract price, current catalog or cost proposal from firms solicited, engineering or in-house estimate, etc).
4. Explain whether the proposed Contractor or the City has a substantial dollar investment in original design, tooling or other factors which would be, duplicated at City expense if another source was considered. Describe cost savings or other measurable benefits to the City which may be achieved.
5. Explain what negotiation of price has occurred or will occur. Detail why the estimated cost is deemed reasonable.

SCHEDULE REQUIREMENTS

1. Explain how the schedule was developed and at what point the specific dates were known.
2. Is lack of drawings and/or specifications a constraining factor to competitive bidding? If so, why is the proposed Contractor the only person or firm able to perform under these circumstances? Why are the drawings and specifications lacking? What is the lead time required to get drawings and specifications suitable for competition? If lack of drawings and specifications is not a constraining factor to competitive bidding, explain why only one person or firm can meet the required schedule.
3. Outline the required schedule by delivery or completion dates and explain the reasons why the schedule is critical.
4. Describe in detail what impact delays for competitive bidding would have on City operations, programs, costs and budgeted funds.

EXCLUSIVE OR UNIQUE CAPABILITY

1. If contemplating hiring a person or firm as a Professional Service Consultant, explain in detail what professional skills, expertise, qualifications or other factors make this person or firm exclusively or uniquely qualified for the project. Attach copy of cost proposal and scope of services.
2. Does the proposed firm have personnel considered unquestionably predominant in the particular field?
3. What prior experience of a highly specialized nature does the person or firm exclusively possess that is vital to the job, project or program?
4. What technical facilities or test equipment does the person or firm exclusively possess of a highly specialized nature which is vital to the job?
5. What other capabilities and/or capacity does the proposed firm possess which is necessary for the specific job, project or program which makes them the only source who can perform the work within the required time schedule without unreasonable costs to the City?
6. If procuring products or equipment, describe the intended use and explain any exclusive or unique capabilities, features and/or functions the items have which no other brands or models, etc possess. Is compatibility with existing equipment critical from an operational standpoint? Explain why.
7. Is competition precluded because of the existence of patent rights, copyrights, trade secrets, technical data, or other proprietary data? Attach documentation verifying such.
8. If procuring replacement parts and/or maintenance services, explain whether or not replacement parts and/or services can be obtained from any other sources? If not, is the proposed firm the only authorized or exclusive dealer/distributor and/or service center? If so, attach letter from manufacturer.

OTHER

1. Explain other related considerations and attach all applicable supporting documents (Information Technology Strategy Committee (ITSC) Approval form, etc.)
2. Explain what opportunities of direct/indirect involvement of Minority or Women Business Enterprises have been discussed and/or are available

REVIEW AND APPROVAL

This form must be signed by both the Originator of the request and approved by the Department Head or, authorized designee.

DPS PROJECT CHECKLIST

For DPS Use Only

Date Received

Date Returned

Date Accepted

CA/CN's Name

IMPORTANT: ALL INFORMATION SHOULD BE COMPLETED, ATTACH ALL REQUIRED MATERIALS AND SUBMIT FOR ROUTING TO THE DEPARTMENT OF PROCUREMENT SERVICES, ROOM 403, CITY HALL, 121 N. LASALLE STREET, CHICAGO, ILLINOIS 60602, ATTENTION: CHIEF PROCUREMENT OFFICER.

General Information:

Date: 4/2/10	Need by (estimated date): as soon as possible	
Requisition No.: 49519	Contact Person:	Project Manager:
Specification No.: (if known) 56542	Pius Fernandez	D. Hudson
PO No.: (if known) 14838	Telephone: -8943083	Telephone: -6863590
Modification No.: (if known) 1	Fax:	Fax:
Previous PO No.: (if known) N/A	Email: pfernandez@cityofchicago.org	Email: av01335@cityofchicago.org
Project Description: Repair of Emergency Radio Alarm call boxes at O' Hare		

Funding:

City:	<input checked="" type="checkbox"/> Corporate	<input type="checkbox"/> Bond	<input type="checkbox"/> Enterprise	<input type="checkbox"/> Grant*	<input type="checkbox"/> Other:
State:	<input type="checkbox"/> IDOT/Transit	<input type="checkbox"/> IDOT/Highway		<input type="checkbox"/> Grant*	<input type="checkbox"/> Other:
Federal:	<input type="checkbox"/> FHWA	<input type="checkbox"/> FTA	<input type="checkbox"/> FAA	<input type="checkbox"/> Grant*	<input type="checkbox"/> Other:

LINE	FY	FUND	DEPT	ORGN	APPR	ACTV	PROJECT	RPTG	\$ DOLLAR AMOUNT

*IF GRANT FUNDED, ATTACH COPY OF THE APPROVED GRANT AND APPLICATION AND ANY OTHER TERMS AND CONDITIONS OF FUNDING SOURCE THAT MAY APPLY. GRANT FUNDS MUST BE _____ COMMITTED OR _____ SPENT BY DEADLINE: _____ (DATE) Term Estimated Value \$110000

Scope Statement:

Attached is a Detailed Scope of Services and/or Specification. E-mail softcopy in Microsoft Word to DPS Unit Manager

IMPORTANT:

THIS IS A CRITICAL PORTION OF YOUR SUBMITTAL. IN ORDER FOR DPS TO ACCEPT YOUR SUBMITTAL YOU MUST COMPLETE THE SPECIFIC SCOPE REQUIREMENTS AS SET FORTH IN THE SUPPLEMENTAL CHECKLIST FOR THAT UNIT.

Purchase Order Type (Check All That Apply):

New Request	Modification/Amendment
<input type="checkbox"/> Blanket/Term/DUR/Agreement	<input type="checkbox"/> Time Extension**
<input type="checkbox"/> Master Agreement (Task Order)	<input checked="" type="checkbox"/> Vendor Limit Increase
<input type="checkbox"/> Standard/One-Time Purchase	<input type="checkbox"/> Scope Change/Price Increase/Additional Line Item(s)
Forms	<input type="checkbox"/> Other (specify):
<input checked="" type="checkbox"/> Requisition	
<input type="checkbox"/> Special Approvals	
<input checked="" type="checkbox"/> Non-Competitive Review Board (NCRB)	

Contract Term: 2yr

** Requested Term (Number of Months): 24

Pre-Bid/Submittal Requirements:

Mandatory Pre Bid/Submittal Conference? Yes* No

Requesting Site Visit? Yes No

*If yes, explain reasons why mandatory attendance is necessary.

DPS PROJECT CHECKLIST

PROFESSIONAL SERVICES SUPPLEMENTAL CHECKLIST (continued)

Required Attachments (IF RFP/RFQ OR SOLE SOURCE):

Statement of Work (SOW), Deliverables or Scope of Services defined

Does SOW involve any work in the public way?

Yes* No

*If yes, attach list of locations.

Does SOW involve any public improvement to property that requires performance bond or prevailing wage?

Yes* No

*If yes, attach list of locations.

Is City Council approval required?

Yes No

Project or Program Background Information

Project Goals and Objectives

Qualifications or Licenses/Certifications required for any disciplines

Evaluation Criterion desired in RFP or RFQ

Evaluation Committee (EC) members recommended. Attach list of names, titles and departments

Technical and/or Functional Requirements, if applicable

Cost Proposal/Schedule of Compensation structure (If Sole Source, over Contract Term by Milestone Deliverables)

If an Information Technology (IT) project valued at \$100,000.00 or more, attach approval transmittal sheet from Information Technology Governance Board (ITGB)

Attach Recommendation of MBE/WBE/DBE Analysis Form

Yes No

If Amendment request, please verify and provide the following:

Contractor's Name: KING Fisher Company, INC

Contractor's Address: 2350 Foster Ave, Wheeling, IL 60090-6574

Contractor's e-mail Address: N/A

Contractor's Phone Number: 888-687-5324

Contractor's Contact Person: Valerie Bowers

VEHICLES/HEAVY EQUIPMENT SUPPLEMENTAL CHECKLIST

Required Attachments:

Detailed Specifications including detailed description of the vehicle(s) or equipment, mounted equipment, if any, and options/accessories

Special Provisions (Delivery, Warranty, Manuals, Training, Additional Unit Purchase Options, Bid Submittal Information, etc.)

Delivery Location(s)

Technical Literature

Drawings, if any

Part Number List (Manufacturer, or Dealer, or Other Source)

Current Price List(s)/Catalog(s)

Special Approval Form

Exhibits and Attachments

Attach Recommendation of MBE/WBE/DBE Analysis Form

Yes No

Is this a Revenue Producing Contract?

Yes No

If Modification request, please verify and provide the following:

Contractor's Name:

Contractor's Address:

Contractor's e-mail Address:

Contractor's Phone Number:

Contractor's Contact Person:

WORK SERVICES/FACILITY MAINTENANCE SUPPLEMENTAL CHECKLIST

Required Attachments:

- Detailed Specifications (Scope of Services) including detailed description of the work, locations (with supporting detail), user department contacts, work hours/days, laborer/supervisor mix, compensation and price escalation considerations
- Bidder's qualification, contract term and extension options
- Contractor's qualifications, citation of any applicable City/State/Federal statutes or regulations, citation of any applicable technical standards
- Price Lists/Catalogs, technical drawings and other exhibits and attachments as appropriate
- If an Information Technology (IT) project valued at \$100,000.00 or more, attach approval transmittal sheet from Information Technology Governance Board (ITGB)

Risk Management:

- Will services be performed within 50 feet (50') of CTA train or other railroad property? Yes No
- Will services be performed on or near a waterway? Yes No
- Will services require the handling of hazardous/bio-waste material? Yes No
- Will services require the blocking of streets or sidewalks which may affect public safety? Yes No

- Attach Recommendation of MBE/WBE/DBE Analysis Form Yes No
- Is this a Revenue Producing contract? Yes No

If Modification or Amendment request, please verify and provide the following:

- Contractor's Name:
- Contractor's Address:
- Contractor's e-mail Address:
- Contractor's Phone Number:
- Contractor's Contact Person:

DPS PROJECT CHECKLIST

The following is a general description of what should be included in a Scope of Services or Specification:

A clear description of all anticipated services and products, including: time frame for completion, special qualifications of prospective vendors, special requirements or needs of the project, locations, anticipated participating user departments, citation of any applicable City ordinance or state/federal regulation or statute.

ARCHITECTURAL/ENGINEERING SUPPLEMENTAL CHECKLIST

Required Attachments: Scope of Services, including location, description of project, services required, deliverables, and other information as required

Risk Management

Current Insurance Requirements prepared/approved by Risk Management:

Yes No

Will services be performed within 50 feet of CTA train or other railroad property?

Yes No

Will services be performed on or near a waterway?

Yes No

If applicable, Pre-Qualification Category No.

Category Description:

For Pre-Qualification Program, attach list of suggested firms to be solicited

Other Agency Concurrence Required: None State Federal Other N/A

If Amendment request, please verify and provide the following:

Contractor's Name:

Contractor's Address:

Contractor's e-mail Address:

Contractor's Phone Number:

Contractor's Contact Person:

Attach Recommendation of MBE/WBE/DBE Analysis Form

Yes No

AVIATION CONSTRUCTION SUPPLEMENTAL CHECKLIST

DOA sign-off for final design documents:

Yes No

Required Attachments:

Copy of Draft Contract Documents and Detailed Specifications

Risk Management:

Current Insurance Requirements prepared/approved by Risk Management:

Yes No

Will work be performed within 50 feet of CTA or ATS structure or property?

Yes No

Will work be performed airside?

Yes No

*NOTE: Any non-construction Aviation request, complete the applicable section.

Do bid documents contain Sensitive Security Information (SSI)?

Yes* No Redacted

*If yes, attach Confidentiality Statement

Attach Recommendation of MBE/WBE/DBE Analysis Form

Yes No

If Amendment request, please verify and provide the following:

Contractor's Name:

Contractor's Address:

Contractor's e-mail Address:

Contractor's Phone Number:

Contractor's Contact Person:

COMMODITIES SUPPLEMENTAL CHECKLIST

Required Attachments:

- Detailed Specifications (Scope of Services) including detailed description of the product, delivery location, user department contact, price escalation considerations
- Bidder's qualification, contract term and extension options
- Contractor's qualifications, citation of any applicable City/State/Federal statutes or regulations, citation of any applicable technical standards
- Price Lists/Catalogs, technical drawings and other exhibits and attachments as appropriate.

Attach Recommendation of MBE/WBE/DBE Analysis Form

Yes No

Is this a Revenue Producing contract?

Yes No

If Modification request, please verify and provide the following:

Contractor's Name:

Contractor's Address:

Contractor's e-mail Address:

Contractor's Phone Number:

Contractor's Contact Person:

CONSTRUCTION SUPPLEMENTAL CHECKLIST

Required attachments:

Copy of Draft (80% Completion), Contract Documents and Detailed Specifications

Risk Management

Current Insurance Requirements prepared/approved by Risk Management:

Yes No

Will services be performed within 50 feet of CTA train or other railroad property?

Yes No

Will services be performed on or near a waterway?

Yes No

Attach Recommendation of MBE/WBE/DBE Analysis Form

Yes No

If Modification request, please verify and provide the following:

Contractor's Name:

Contractor's Address:

Contractor's e-mail Address:

Contractor's Phone Number:

Contractor's Contact Person:

PROFESSIONAL SERVICES SUPPLEMENTAL CHECKLIST

If New Request (Check applicable boxes):

Is this a Request for Information (RFI)?

Yes No

Is this a Request for Qualifications (RFQ)?

Yes No

Is this a Request for Proposal (RFP)?

Yes No

If RFQ or RFP, did any outside Consultant provide advice or deliverables in developing the RFQ or RFP?

Yes* No

*If yes, Company Name: PO#

Attach a narrative explaining the consulting services and deliverables provided.

Is this a Non-Competitive Procurement?

Yes* No

*If yes, attach completed Non-Competitive Justification form, vendor proposal and completed MBE/WBE compliance plan (Schedules C-1 and D-1) submitted to the Non-Competitive Review Board.

Is this a request for Individual Contract Services?

Yes* No

*If yes and you seek a sole source contract to hire a person as a Consultant, attach completed Office of Compliance "Request for Individual Contract Services" approval form signed by Department Head, Office of Compliance & OBM.

Is this a Revenue Producing contract?

Yes No

Does this request involve the purchase of Software?

Yes* No

*If yes, is City required to sign a software license?

Yes* No

*If yes, attach descriptions of software and software license agreement.



King-Fisher Company, inc.

2350 Foster Avenue, Wheeling, IL. 60090-6574

*Phone (888)687-5324 * Fax (877)687-5324*

February 9, 2010

City of Chicago, Dept. of Aviation
Attn: Grafe Smith
10510 Zemke Blvd.
P.O. Box 66142
Chicago IL 60666

REFERENCE: MBE/WBE Certification

Dear Mr. Smith,

This correspondence is intended to re-address and update King-Fisher's MBE/WBE compliance status.

King-Fisher Company is a manufacturer of proprietary radio fire/security alarm reporting equipment. In addition to the manufacture of these systems, we provide in-house repair of defective components as sent to us by the end-users. We are a veteran-owned small business, currently employing less than 20 personnel.

The nature of our system is proprietary, in that, in order to maintain adherence to governing codes and approvals, no other manufacturers' equipment may be integrated or mixed with ours. That applies to other manufacturers' (competitors') systems, as well.

King-Fisher has made an exhaustive effort to determine if any of the vendors we use are City certified MBE's or WBE's. They are not. We searched to see if the vendors we use could be replaced with City certified MBE/WBE's. They cannot because of the proprietary nature of our equipment. The list of suppliers that can be used for these proprietary parts is quite small. We have long-term agreements with almost all of the vendors we use (in order to get acceptable quality and good pricing), so that we may remain in compliance with our U.S. Government agreements. Additionally, most of the proprietary components used in our equipment are not available through alternate vendors.

King-Fisher provides equipment and in-house repair of equipment for the Department of Aviation and for the Chicago 911 Center. All equipment, when ordered or repaired, is picked up at our headquarters in Wheeling, Illinois by O'Hare Radio Shop personnel, or is shipped using common carriers.

Since all of our administrative and office support/maintenance functions are mainly performed by our own personnel, not sub-contractors, we do not have the ability to comply with MBE/WBE requirements in this way.

We have minimal needs for company travel, or purchase of vehicles. Our office supply use is extremely limited, and we do in house cleaning of our small facility.

We, therefore request a waiver of the MBE/WBE requirements.

The list of suppliers who are providing proprietary parts for our equipment is as follows:

- 1) International Crystal
10 North Lee Ave.
Oklahoma City, OK 73102
PH: 800-725-1426
- 2) Leitelt Brothers
7721-7731 S. Chicago Ave.
Chicago, IL 60619
PH: 773-721-1186
- 3) Excell Electronics
2425 American Lane.
Elk Grove Village, IL 60007
PH: 847-766-7455
- 4) Sub-Con Manufacturing
201 Berg Street
Algonquin, IL 60102
PH: 847-658-6525
- 5) Steiner Electric
701 Brooks Ave. South
Elk Grove, IL 60007
PH: 847-228-0400
- 6) Newark Electronics
1919 S. Highland Ave.
Suite A320
Lombard, IL 60148


PH: 630-317-1000

7) Digi-Key
701 Brooks Ave. South
Thief River Falls, MN 56701
PH: 800-344-4539

For this new contract period, we are extending a 20% discount off our published commercial pricing.

Please don't hesitate to contact us if we can be of further assistance.

Best Regards,



Michael Strube
Executive Vice President
michael.strube@kfci.com



- Home
- Products
- Services
- Support
- KF-University
- GSA
- Contact-Us
- Authorized-Access

KFCi TECHNOLOGY

- Leading edge communications systems based upon radio transmission technology.
- Facilitates rapid transmission of signals, saving critical seconds during emergency situations in the most diverse conditions.

WHAT'S THE ADVANTAGE TO THIS TECHNOLOGY?

- Cost effective when compared to hard-wired systems.
- Faster transmission saving critical seconds in emergency situations.
- User friendly, specifically designed computer-aided dispatch software.

KFCi's PRODUCT LINE AND CUSTOMER BASE

- KFCi's customer base includes commercial, industrial, institutional and military customers throughout the world.
- Our systems are currently in service in Alaska, Japan, Korea, Guam, Hawaii and the continental United States.
- KFCi products can be located in diverse locations such as Antarctica, Middle East and Persian Gulf area.
- We can transmit to all major fire alarm control panels.

TRANSMITTERS/INTERFACE PANELS

STAR TRANSMITTER



The STAR Radio Fire Alarm is a self-contained Auxiliary Signaling Device that responds to contact closures from standard fire panels, emergency switch devices, supervisory switch devices and auxiliary switch devices to generate an alarm message in a standard King-Fisher KFRA-C receiving processing unit format and transmits that message by radio. The STAR is contained in a NEMA-1 cabinet and derives power from a 120VAC circuit.

>> SPEC SHEET

TRANSMITTERS/INTERFACE PANELS

KF1/KF2 RADIO ALARM TRANSMITTER



The KF1 or KF2 radio call box transmitter provides the most up to date answer to FIRE, WASH DOWN, MEDICAL and POLICE emergency response with total reliability and flexibility combined to meet the protection and safety requirements of any government, industrial facility or municipality. The KF1 or KF2 is completely stand alone with internal battery capable of up to 6 months service without recharge. The KF1 or KF2 radio call box transmitter is capable of transmitting FIRE, POLICE, MEDICAL AID, etc. along with a wide variety of specific emergencies that can be transmitted when the KF1 or KF2 radio call box transmitter is connected to a radio interface panel. The difference between the KF1 and KF2 is that the KF1 transmits an AM Tone while the KF2 transmits an FM Tone.

>> SPEC SHEET

KF3/KF4 RADIO ALARM TRANSMITTER



The KF3 or KF4 radio call box transmitter provides the most up to date answer to FIRE, WASH DOWN, MEDICAL and POLICE emergency response with total reliability and flexibility combined to meet the protection and safety requirements of any government, industrial facility or municipality. The KF3 or KF4 is completely stand alone with internal battery capable of up to 6 months service without recharge. The KF3 or KF4 radio call box transmitter is capable of transmitting FIRE, POLICE, MEDICAL AID, etc. along with a wide variety of specific emergencies that can be transmitted when the KF3 radio call box transmitter is connected to a radio interface panel. The difference between the KF3 and KF4 is that the KF3 transmits an AM Tone while the KF4 transmits an FM Tone.

>> SPEC SHEET

KFRTI
COMBINATION TRANSMITTER/
INTERFACE PANEL (INDOOR)



The KFRTI Combination Transmitter/Interface Panel provides a unique savings by combining the Radio Transmitter and the KFRI Interface in a common Nema 1 enclosure. Ideally suited when no direct public accessible functions are required. The Combination Transmitter/Interface Panel provides an economical solution for a radio fire alarm transmission and supervised monitoring system. The KFRTI Combination Transmitter/Interface Panel offers the same reliable and efficient means of connecting local fire systems, emergency signals, or special supervised signals to the radio alarm master box electronics within the Nema 1 enclosure. Complete reliability and flexibility are featured in the Combination Transmitter/Interface Panel satisfying the protection and safety requirements of any Government, industrial facility or municipality.

>> SPEC SHEET

[About Us](#) | [Contact Us](#)

King-Fisher Company, inc.
All rights reserved 2009 ©

CITY OF CHICAGO ALL PURPOSE REQUISITION FORM

Page 1 of 1

APRF NO. 101357	DEPT USE 2
DEPT USE 1	

DATE 01/26/2010	SECTION SEC7	SHIP CODE 222	SHIP TO: ATTN:	CHICAGO DEPT OF AVIATION	DATE NEEDED	PG/RX NUMBER	PV NUMBER				
TERM LINE 0	COMMODITY CODE 93609	DESCRIBE AND JUSTIFY GOODS OR SERVICES ITEM DESCRIPTION Non-Commodity Line Modification		CATALOG NAME/#	CATALOG DATE	CATALOG PAGE	CATALOG ITEM/PART #	UNIT PRICE \$1.00	UNIT MEASURE USD	QUANTITY 55,000.000	TOTAL PRICE \$55,000.00

BRIEF DESCRIPTION Contract extension

JUSTIFICATION

CHECK OR COMPLETE ALL THAT APPLY	BFYR	LINE	FUND	DEPT	ORGN	APPR	OBJT	DOA PROJECT	FMPS PROJECT	DOLLAR AMT
	2010	2097	740	85	4005	0340	0340			\$55,000.00
PARTICIPATING PO # 14838										
TASK ORDER/PROPOSAL #										
										GRAND TOTAL (ALL PAGES) \$55,000.00

NEW TA OR CONTRACT	SOLE SOURCE	FOR FINANCE OFFICE USE ONLY	INVOICE NUMBERS	CONTACT INFORMATION
CONTRACT REVIEW	CONTRACT AMENDMENT	FINANCE DIRECTOR		Name PIUS FERNANDEZ
David Bowman	X	Pending -		Address
Approved- 1/26/10		Capital Fin. Director		Phone
EMERGENCY REQUEST		FMPS APPROVAL DATE		SECTION MANAGER
				Name Pius Fernandez
REJECTED BY				Phone
				Status Approved 1/26/10
				DEPUTY
				Name Grate Smith
				Phone
				Status Approved 1/26/10

From: DENISE HUDSON
To: Valerie Bowers - King-Fisher Company, inc.
Subject: RE: King Fisher

>>> "Valerie Bowers - King-Fisher Company, inc." <valerie.bowers@kfci.com> 4/1/2010 4:00 PM >>>
Denise,

The current contract includes our GSA price catalog, dated 7/1/05. The prices shown are your net prices, and they do reflect a 20% discount off the commercial price catalog that was in effect at the commencement of this contract.

Once the new contract period begins, a new Commercial price catalog will be provided, and the City of Chicago will be extended an additional 20% discount off pricing shown in that new catalog. New pricing is currently being finalized here in our office and will be provided to you as soon as it's available.

Valerie

-



City of Chicago
Richard M. Daley, Mayor


Department of
Procurement Services

Jamie L. Rhee
Chief Procurement Officer

City Hall, Room 403
121 North LaSalle Street
Chicago, Illinois 60602
(312) 744-4900
(312) 744-0010 (FAX)
(312) 744-2949 (TTY)
<http://www.cityofchicago.org>

Date: April 14, 2010

To: Jamie L. Rhee
Chief Procurement Officer

From: 
Mark J. Hands
Managing Deputy Procurement Officer

Re: Non-Competitive Procurement Review Board
April 6th, 2010 Meeting

Description: Emergency Radio Alarm Call box System at ORD

Requisition No.: 14838
Specification No.: 53542
Requesting Department: Aviation

The Non-Competitive Procurement Review Board has reviewed the submittal from the Department of Aviation dated March 31st, 2010. After reviewing the attached documentation, this request has been approved to extend the King Fisher contract for two years and increase the vendor limit \$110,000.00.

This Non-Competitive Procurement request is to provide and emergency radio alarm callbox system at O'Hare International Airport. Because the federal government is King Fisher's primary customer, the hardware and software re proprietary to maintain compliance to governing codes and approvals.

The Non-Competitive Procurement Review Board conditionally approved this request 5-0. The Board asked that the Department of Aviation for a new funding strip and catalog quote from vendor. To date these conditions have not been met.

Cc: Rich Butler

NEIGHBORHOODS





City of Chicago
Richard M. Daley, Mayor

Department of Aviation

Rosemarie S. Andolino
Commissioner

Chicago O'Hare International Airport
P.O. Box 66142
Chicago, Illinois 60666
(773) 686-2200
(773) 686-8333 (TTY)

O'Hare Modernization Program
P.O. Box 66848
10510 W. Zemke Road
Chicago, IL 60666
(773) 462-7300
(773) 462-8552 (Fax)

Chicago Midway International Airport
5700 South Cicero Avenue
Chicago, Illinois 60638
(773) 838-0600
(773) 838-0795 (TTY)

www.flychicago.com
www.OhareModernization.org



To: **Jamie L. Rhee**
Chief Procurement Officer

Attention: **James McIsaac**
Deputy Procurement officer

From: **Rosemarie S. Andolino**
Commissioner, Department of Aviation

ZSA
MS
3/31/10

Subject: **Request for Time Extension and Vendor Limit Increase**
(Sole Source)
Specification No.: 56542
Contract No.: 14838

The Chicago Department of Aviation (CDA) is requesting a two year time extension and vendor limit increase of \$110,000 to provide for continued services under the King Fisher Contract with the CDA.

King Fisher provides an emergency radio alarm callbox system at O'Hare International Airport. The system was originally procured in 1995 through the competitive bid process. We currently have 250 emergency radio alarm callbox units installed in remote locations where no other forms of communication is available.

The callbox units are designed to work on a wireless network allowing immediate notification to the O'Hare Communication center (OCC), should fire, medical emergency, or oil spill occur. The continued use of the King Fisher emergency radio system allows the CDA the ability to reduce safety concerns in remote areas.

Because the federal government is King Fisher's primary customer, the hardware and software of the system are proprietary in order to maintain compliance to governing codes and approvals. No other manufacturer has authorization to integrate or modify King Fisher's hardware or software

King Fisher is a veteran-owned small business employing less than twenty people. Due to the size of the company and the fact that they provide in house repairs to their customers, we are still requesting a full waiver of the M/WBE compliance requirements for the two year extension term. It would be a hardship for a company of this size to meet compliance requirements on a contract with an approximate annual budget of \$55,000.

Thank you for your assistance in this matter.

Reviewed By: Jonathan D. Leach, Managing Deputy Commissioner:

42
5/25/10





City of Chicago
Richard M. Daley, Mayor

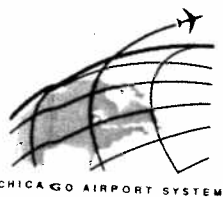
Department of Aviation
Rosemarie S. Andolino
Commissioner

Chicago O'Hare International Airport
P.O. Box 66142
Chicago, Illinois 60666
(773) 686-2200
(773) 686-8333 (TTY)

O'Hare Modernization Program
P.O. Box 66848
10510 W. Zemke Road
Chicago, IL 60666
(773) 462-7300
(773) 462-8552 (Fax)

Chicago Midway International Airport
5700 South Cicero Avenue
Chicago, Illinois 60638
(773) 838-0600
(773) 838-0795 (TTY)

www.flychicago.com
www.OhareModernization.org



TO: Angela Manning
Manning Deputy Commissioner

FROM: Grafe Smith,
Deputy Commissioner *Grafe R. Smith 2/17/10*

SUBJECT: Request For Contract Extension
King Fisher PO # 14838

We would like to extend King Fisher's sole source purchase order number 14838 from May 01, 2010 through April 30, 2012.

This is required to ensure the proper functionality of our Radio Alarm Call Boxes that are placed around the airfield to notify the O'Hare Communications Center of Fire, Medical and Oil spill emergencies.

Estimated Dollar Value per year: \$55,000.00

Duration: 2 Years

User Deputy: Grafe Smith Phone 773- 894-5310

Contact Person: Pius Fernandez Phone 773-686-3083

Thank you for your assistance.

Cc: Pius Fernandez



REQUEST FOR WAIVER

TO: Jamie L. Rhee
CHIEF PROCUREMENT OFFICER

FROM: Denise Hudson
USER DEPT.: Aviation

DATE: 03/23/10 CONTRACT AMOUNT \$ 110,000

REQUISITION No.:

SPECIFICATION No.: 56542

WAIVER AMOUNT REPRESENTS: [X] MBE 16.9% **Full Waiver** [X] WBE 4.5% **Full Waiver**

DESCRIPTION OF WORK, SERVICES OR SUPPLIES: Provider of Radio Alarm Callbox System at O'Hare International Airport

CONTRACTOR: **King Fisher**


COMPLIANCE WITH REQUIREMENT:

PROVIDED TIMELY NOTICE TO AN APPROPRIATE ASSOCIATION

REASON(S) PURSUANT TO ORDINANCE AND REGULATIONS FOR APPROVAL:

SOLICITED APPROPRIATE NUMBER OF M/WBES
 EXCESSIVELY COSTLY
 IMPRACTICABLE

[X] RECOMMENDED:
[] NOT RECOMMENDED:


Jonathan Leach
Managing Deputy Contracts
DATE 3/25/10

[] CONCUR:
[] NOT CONCUR:

Monica Cardenas
Deputy Procurement Officer
DATE

The undersigned has determined that a waiver is justified pursuant to the Ordinance and Regulations.

[] APPROVE:
[] DISAPPROVE:

Jamie L. Rhee
Chief Procurement Officer
DATE



Radio Emergency Systems

Fire, Security, Medical Aid, Personnel
Alerting Systems (PAS)



**J-34 & PM-PSE
TESTED & ACCEPTED**



**COMMERCIAL PRICE CATALOG
JULY 1, 2005**

TABLE OF CONTENTS

ITEM DESCRIPTION	PAGE(S)
KFRA-C Radio Alarm Receivers/Accessories	1,2
KFRA-C Radio Alarm Receivers Replacement Parts	3, 4, 5
Narrow Band Conversion Program	6
KF1/KF3 Radio Transmitters/Options	7, 8
KF1/KF3 Replacement Parts	9, 10, 11
KFRI Interface Panels & Replacement Parts	12,13
KFRTI-WP-4/6/8 Transmitter/Interface	14
KFRTI-WP-4/6/8 Replacement Parts	9, 10, 11, 12, 13
KFAPT Addressable Transmitter & Replacement Parts	16
KFRTI-20/52 Control Panel/Transmitter/Accessories	17, 18, 19, 20, 21
KFRTI-20/52 Replacement Parts	22, 23, 24
KFO(X) Remote Slave Stations	25
Telegraph Radio Loop Decoder	26
Radio Repeater	27
Radio Receiver/Controller	27
Batteries/Chargers	28
Antenna/Accessories	29, 30
Initiating Devices for KFRTI-20/52	31, 32, 33
Notification Appliances for KFRTI-20/52	34
Remote Annunciators	35
Radio Indoor Personnel Alerting System (RIPAS)	36, 37, 38, 39
Radio Indoor Personnel Alerting System (RIPAS-D)	40
Radio Outdoor Personnel Alerting System (ROPAS-D)	41 through 48
Fire Management Software	49, 50
Services	51, 52

FOR ALPHABETICAL LISTING OF ITEMS, SEE INDEX AT BACK OF PRICE SHEET

KING-FISHER COMPANY

2350 Foster Ave., Wheeling IL 60090-6574

tel: (847)398-7100

fax: (847)255-1507

email: sales@kfco.com

RADIO EMERGENCY ALARM REPORTING AND PERSONNEL ALERTING SYSTEMS, ACCESSORIES, AND SPARE PARTS

COMMERCIAL PRICE CATALOG

TERMS

PRICING: All prices are FOB Wheeling, Illinois, USA. Prices are subject to change without notice.

CREDIT TERMS: All orders are subject to home office approval. Net Cash 30 Days upon establishment and continuation of satisfactory financial status; otherwise, Net Cash prior to shipment, delivery, or processing of order.

SHIPPING DATES: Shipping or delivery dates are approximate and shipping or deliveries will be made subject or prior orders on file with us. We shall not be liable for delays resulting from fire, labor difficulties, transportation difficulties, or delays in our usual sources of supply or without limitations of the foregoing, any causes beyond our reasonable control. Receipt of goods shall constitute a waiver of all claims for delay.

SHIPPING METHOD: The buyer shall designate the shipment method (common carrier) on the purchase order. Whenever this information is not furnished, it is understood that King-Fisher will make the selection at the buyer's risk. Our responsibility, as shipper, ends upon delivery to and receipt by a common carrier.

PARTIAL SHIPMENTS: Unless specifically indicated in writing on the buyer's purchase order, we reserve the right to make partial shipments.

LIMITED WARRANTY: We warranty our products solely to direct purchasers from us and subject to the limitations hereinafter set forth in this paragraph for one year from date of shipment by King-Fisher Company, and only when such products are applied to the use for which they are designed and manufactured. We limit our warranty to extending credit for defective products at invoice prices. In no case will we allow charges for labor, consequential expense, or damages incurred as a result of defective products. **THERE IS NO IMPLIED WARRANTY OF MERCHANTABILITY OR FITNESS TO USE OUR PRODUCTS OTHER THAN AS STATED ABOVE.**

DESIGN: Subject to change without notice.

CLAIMS: No claims are allowed unless received within ten (10) days of receipt of invoice. No credit will be granted goods returned or cancellations without a written authorization. Request for permission to return goods shall include date and King-Fisher Company invoice number for the goods. A minimum 25% re-stocking fee will be charged for

SPECIAL GOODS: Orders covering special goods cannot be changed or cancelled, except by written permission and upon agreement to make payment for work already performed.

SPECIAL PACKAGING AND HANDLING Goods requiring special packing and handling are subject to additional charge.

WEIGHTS AND DIMENSIONS: Shipping weights and dimensions are approximate and are in no way guaranteed.

RADIO ALARM RECEIVING SYSTEM

Each Radio Fire Alarm Receiver (KFRA-C) includes RF Receiver, Decoder/Processing Network, Digital Clock, Data Printer, Component Supervisory Network, Visual Display, Comparison Memory, and Test Memory. The exact frequency is preset at the factory. Each Radio Receiver is initially equipped for operation from a local 115VAC source. The Receiver electronics are supplied in a 19-inch mount chassis. Batteries and antenna network required for the KFRA-C Receiver must be ordered separately. Specify frequency when ordering.

PART NO.	KFRA-C RADIO ALARM RECEIVERS	PRICE (\$US)
99100-S	KFRA-C Single Receiver/Narrow Band	19800
99100-D	KFRA-C Dual Receiver/Narrow Band	39600

PART NO.	KFRA-C ENCLOSURES	PRICE (\$US)
40525-AB-AA	Desktop Single/Dual Enclosure	2297
40530-1-AB-AA	Slope-Front Enclosure Single/Dual	2957
40534-1-AB-AA	Vertical Upright Enclosure Single/Dual	2640
40526	Writing Shelf (For All But Desktop)	623
91041	Hardware Kit- Single Receiver/Printer	303
91040	Hardware Kit- Dual Receiver/Printer	451

Standard Colors Available: Taupe/Neutral (Consult Factory for Other Colors)

PART NO.	KFRA-C BATTERIES/ACCESSORIES	PRICE (\$US)
74008	Battery Cabinet (24-1/4"H x 24-1/4"W x 8-3/4"D)- Required for Desktop Enclosure	539
17015	Battery Pack, 12V, 25AH- Rechargeable Sealed Lead Acid Battery Pack (One Required for Each Single Receiver)	468
17122	Battery Pack, 12V, 26AH- Rechargeable Sealed Lead Acid Battery Pack (One Required for Each Single Receiver)	495
17121	Battery Pack, 12V, 42AH- Rechargeable Sealed Lead Acid Battery Pack (One Required for Each Single Receiver)	561
91038	Lightning Arrestor Kit, for Dual KFRA-C Receiver	253
91039	Lightning Arrestor Kit, for Single KFRA-C Receiver	127

RADIO ALARM RECEIVING SYSTEM

PART NO.	KFRA-C BATTERIES/ACCESSORIES (CONTINUED)	PRICE (\$US)
91009	Antenna Kit, High Band (Single) - Includes Antenna and Connectors	517
91008	Antenna Kit, Low Band (Single) - Includes Antenna and Connectors	660
97056	Transmitter Numbers (Add/Delete) Software Program for PC, with Manual	413
91083	Two-Way Radio Interrogation (High Band)	call factory
91085	Auxiliary Relay Board (4 Relays) - Fits into one slot of the KFRA-C Receiver. Program any or all remote King-Fisher Transmitters to operate station lights, doors, or turn equipment in the building on/off.	660
91086	Auxiliary Relay Board (8 Relays) - Mounts external to the KFRA-C Receiver. Program any or all remote King-Fisher Transmitters to operate station lights, doors, or turn equipment in the building on/off.	1078
	*for more than 8 relays	call factory

PART NO.	RADIO FIRE ALARM STARTER KIT	PRICE (\$US)
99101-H	Radio Alarm Reporting System Starter Kit (Available for End Users Only) - Consists of Dual KFRA-C Receivers (High-Band/ Narrow Band), Enclosure, Two (2) Antennas, Connectors, 24-Hour Battery Backup, and Two (2) KF Street Box Transmitters with Fire Buttons, Battery Backup, and Antenna	46200
99101-L	Same as 99101-H , Except Low Band (not Narrow Band)	47300

RADIO ALARM RECEIVING SYSTEM

PART NO.	KFRA-C BASE STATION REPLACEMENT PARTS	PRICE (\$US)
99400-2	Printer, Single System with Slide Rails	4087
99401-3	Printer, Dual System with Slide Rails	6721
79063-0	External Power Supply, Single	792
79064-0	External Power Supply, Dual	1474
91010	Cable Kit	61
69151	Printer Mechanism Only	611
69175-1	Printer Assembly (without cabinet, cables)	1958
66600-3	Motherboard	792
66601-5	Internal Power Supply	600
66602-1	Display Board	629
66603-2	CPU Interface	451
66606-3	Tone Detector	2079
66607-0	Auxiliary Motherboard	517
66610-0	Floppy Drive Controller	132
66618	CPU	2706
69350-2	Printer Controller, Power Supply, and Interface	868
79200-1-HB	Receiver Module, High Band	2272
79200-1-LB	Receiver Module, Low Band	2272
69037	Power Supply, 12VDC	946
97600-AC	Disk Drive, 3-1/2" Floppy	108
64201-3	Front Panel	651
57086	Cable Assembly, Lightning Arrestor	110
57104	Cable Assembly, RG-58/U, Console to Lightning Arrestor	53
57601	Cable, CPU to Display	30

RADIO ALARM RECEIVING SYSTEM

PART NO.	KFRA-C REPLACEMENT PARTS (CONTINUED)	PRICE (\$US)
57602-1	Cable, CPU to Back Panel	22
57603	Cable, Speaker	10
57605	Cable, I/F, CPU to Motherboard	48
57606	Cable, I/F, CPU to Display	23
57607-1	Cable, Power/Reset/Fuse	62
57611	Cable, Power, Floppy Drive	2.50
57652-1	Cable Assembly, Paper Take-Up, Right	44
57653-1	Cable Assembly, Paper Take-Up, Left	44
57654-1	Cable Assembly, Paper Feed	31
57660	Cable Assembly, 12"	21
57677	Cable, Reset, CPU	28
64025	Printer Take-Up Assembly	748
64021	Shaft, Take-Up Spool	20
64022	Flange, Take-Up Spool	11
64024	Take-Up Spool Assembly	55
26105-0	Shaft, Supply (Printer)	26
23184	O-Ring, 3/32 x 5/8 x 13/16, Special Rubber	1.25
23185	O-Ring, 1/16 x 9/16 x 11/16, Special Rubber	1.25
22062	Connector, N-Type, Male, Coax	22
22063	Connector, N-Type, Mil-Clamp Female	32
22164	Connector, N-Type, Right Angle, M-F	33
22165	Connector, N-Type, T-Adapter, F-M-F	45
22178	Connector, UHF, Male, PL-259 Solder Type	4

RADIO ALARM RECEIVING SYSTEM

PART NO.	KFRA-C REPLACEMENT PARTS (CONTINUED)	PRICE (\$US)
17031	Lithium Battery, 3.6V	26
18071	Switch, Momentary Pushbutton, White/Black	20
22018	Fuse Holder, Single, with Screw Terminal	5
23135	Nut, 4-40 KEP, Zinc-Plated	1
23140	Screw, 8-32 x 5/16, Flat-Head	1
23192	Screw, 4/40 x 5/16 HSFHCS, SBF	1
30008	Fuse, 5A, 250V, 3AG	10
30012	2 Amp Fuse, 250V, 3AG	1
80400	Speaker, 3-1/2", 8 Ohm	28
87015	Ribbon, Printer	20
87016	Paper, Printer (Case, 50 Rolls)	135

FOR KFRA REPLACEMENT PARTS, CONSULT FACTORY

NARROW BAND CONVERSION PROGRAM FOR KING-FISHER TRANSMITTERS

The Narrow Band Conversion Program for Existing King-Fisher Radio Alarm Systems is available to users with frequencies in the 138.000- 150.800 MHz. and 162.000- 174.000 MHz. VHF Band. The estimated cost for conversion will be \$600.00-\$700.00 per transmitter. Consult factory for pricing specific to your site and quantity of transmitters.

Above pricing includes the following:

- ***Replacement Narrow Band Transmitter** (to be installed in existing transmitter RF unit)
- ***Tuning/Adjustment** of Replacement RF Unit
- ***King-Fisher Technician On-Site** for Installation and Testing
- ***Travel and Living Expenses** (48 Contiguous States Only)

USERS OUTSIDE THE 48 STATES, CONTACT FACTORY FOR PRICING IN YOUR LOCAL AREA

Items to be furnished by the user:

- ***A suitable work area** for the King-Fisher technician.
- ***A Government technician** available to swap out existing RF modules, deliver to King-Fisher technician work area for tuning/adjustment, and re-installation of modified units in transmitters.
- ***Field testing** of re-installed RF units to verify functional performance per NFPA.

PRICING DOES NOT INCLUDE ANY COSTS ASSOCIATED WITH FREQUENCY CHANGE, OR ANTENNA/COAXIAL CABLE REPLACEMENT. FOR CONVERSIONS INVOLVING A CHANGE IN FREQUENCY, PLEASE CONSULT THE FACTORY.

PART NO.	NARROW BAND TRANSMITTER MODULES ONLY	PRICE (\$US)
69070-1	Narrow Band Replacement Module for KF1/3 Transmitters, Combination Transmitter/Interface Panels (KFRTI-WP-4/6/8), and KFAPT Addressable Transmitters (installation required retuning in field). Frequency range 138.000-150.800 and 162.000-174.000 MHz.	400
66120-6	Narrow Band Replacement Module for KFRTI-20/52 Transmitters. Frequency range 138.000-150.900 and 162.000-174.000 MHz.	350

IT IS HIGHLY RECOMMENDED THAT CONVERSIONS BE PERFORMED BY KING-FISHER TECHNICIAN TO MAINTAIN WARRANTIES AND SYSTEM INTEGRITY.

RADIO TRANSMITTERS/INTERFACE PANELS

The KF1/KF3 Transmitter is available in either a contemporary style or cottage style housing. Please designate KF1 for contemporary, or KF3 for cottage style. Electronics for either the KF1 or KF3 are identical. The KF1/KF3 provides one manual function (FIRE), and up to three (3) additional functions, in addition to auxiliary connections. The number of auxiliary connections available is dependent on the number of manual functions used. All KF1/KF3 electronics are provided with manual and automatic test, and tamper functions. The exact frequency is preset at the factory. Individual transmitter codes are field-programmable. Order battery, antenna, and other accessories separately. Standard colors available are red and lime yellow.

PART NO.	KF1/KF3 TRANSMITTERS	PRICE (\$US)
99510	KF1 Transmitter with Contemporary Housing , Electronics, and FIRE Button (High Band or Low Band)	2365
99510-NB	Same as 99510 , except Narrow Band (High Band Only)	2465
99512	KF3 Transmitter with Cottage Style Housing , Electronics, and FIRE Lever (High Band or Low Band)	2365
99512-NB	Same as 99512 , except Narrow Band (High Band Only)	2465

PART NO.	KF1/KF3 OPTIONS	PRICE (\$US)
91093	Each Additional Manual Function (Specify POLICE, MEDICAL, SECURITY, WASHDOWN, TOWING, ETC.)	209
91011	AC Battery Charger Kit	165
79009	Solar Cell Battery Charger	165
81001	Red Location Light Assembly, Wall Mount	165
81002	Red Location Light Assembly, Pedestal Mount	165

PART NO.	KF1/KF3 MOUNTING ACCESSORIES	PRICE (\$US)
50009	Bell Base Pedestal (11' x 5")	792
50114	Bell Base Pedestal (15' x 5")	825
50081	Bell Base Pedestal, Portable (6' x 5")	776
91051	Anchor Cage, with Mounting Hardware , for Bell Base Pedestals	132
91064	Stabilizing Base, with Mounting Hardware , for Portable Pedes	462
91052	Mounting Bracket w/Hardware for Pedestal and KF1 Transmitter, or Fabricated Enclosures	77

RADIO TRANSMITTERS/INTERFACE PANELS

PART NO.	KF1/KF3 OPTIONS (MOUNTING ACCESSORIES) (CONTINUED)	PRICE (\$US)
91053	Mounting Bracket w/Hardware for Pedestal and KF3 Transmitt	77
91054	Mounting Bracket w/Hardware for Wood Pole and KF1 Transmitter or Fabricated Enclosure	77
91055	Mounting Bracket w/Hardware for Wood Pole and KF3 Transm	77
39008	Corrosion Inhibitor (20' Roll) - One roll can protect up to 120 KF1/3 Transmitter Electronics or up to 80 KFRTI Transmitter Electronics for up to one (1) year.	182

PART NO.	PORTABLE STREET BOX TRANSMITTER KIT	PRICE (\$US)
99522	Portable KF1 Street Box Transmitter (High Band) with Fire Button, with 17007 Battery, Antenna, 79009 Solar Cell Charger, 50009 Portable Pedestal, 91064 Stabilizing Base, and 91052 Mounting Bracket Assembly, Completely Assembled and Tested at the Factory.	4070
99522-NB	Same as 99522 , except Narrow Band	4170
99523	Portable KF3 Street Box Transmitter (High Band) with Fire Lever, with 17007 Battery, Antenna, 79009 Solar Cell Charger, 50009 Portable Pedestal, 91064 Stabilizing Base, and 91053 Mounting Bracket Assembly, Completely Assembled and Tested at the Factory.	4070
99523-NB	Same as 99523 , except Narrow Band	4170
99524	Same as 99522 , except Low Band	4153
99525	Same as 99523 , except Low Band	4153

PORTABLE UNIT IS SHIPPED PARTIALLY DISASSEMBLED. SOME FIELD ASSEMBLY REQUIRED.

RADIO TRANSMITTERS/INTERFACE PANELS

PART NO.	KF1/KF3 REPLACEMENT PARTS	PRICE (\$US)
74005	KF1 Contemporary Shell , Lime Yellow, with Fire Signs	605
74006	KF3 Cottage Shell , Red, with Fire Signs	605
79005-1	Radio Electronics (High-Band)- RF Module Must Be Purchased Separately - housed in contemporary-style chassis with no manual function (used in KFRTI-WP-4/6/8 Combination Transmitter/Interface Unit)	1760
79006-1	Radio Electronics (High-Band)- RF Module Must Be Purchased Separately - housed in contemporary-style chassis with one (1) manual function	1870
79007-1	Radio Electronics (High-Band)- RF Module Must Be Purchased Separately - housed in cottage-style chassis with one (1) manual function	1870
79022-1	Radio Electronics (High-Band)- RF Module Must Be Purchased Separately - housed in contemporary-style chassis with two (2) manual functions.	1980
79032-1	Radio Electronics (High-Band)- RF Module Must Be Purchased Separately - housed in cottage-style chassis with two (2) manual functions.	1980
79023-1	Radio Electronics (High-Band)- RF Module Must Be Purchased Separately - housed in contemporary-style chassis with three (3) manual functions.	2090
79033-1	Radio Electronics (High-Band)- RF Module Must Be Purchased Separately - housed in cottage-style chassis with three (3) manual functions.	2090
79024-1	Radio Electronics (High-Band)- RF Module Must Be Purchased Separately - housed in contemporary-style chassis with four (4) manual functions	2200
69070-0	Transmitter RF Module (High Band)	300
69070-1	Transmitter RF Module (High Band), Narrow Band	400
79005-0-LB	Complete Set of Radio Electronics (Low Band) - housed in contemporary-style chassis with no manual function (used in KFRTI-WP-4/6/8 Combination Transmitter/Interface Unit).	2090

RADIO TRANSMITTERS/INTERFACE PANELS

PART NO.	KF1/KF3 REPLACEMENT PARTS (CONTINUED)	PRICE (\$US)
79006-0-LB	Complete Set of Radio Electronics (Low Band) - housed in contemporary-style chassis with one (1) manual function.	2200
79007-0-LB	Complete Set of Radio Electronics (Low Band) - housed in cottage-style chassis with one (1) manual function.	2200
79022-0-LB	Complete Set of Radio Electronics (Low Band) - housed in contemporary-style chassis with two (2) manual functions.	2310
79032-0-LB	Complete Set of Radio Electronics (Low Band) - housed in cottage-style chassis with two (2) manual functions.	2310
79023-0-LB	Complete Set of Radio Electronics (Low Band) - housed in contemporary-style chassis with three (3) manual functions.	2420
79033-0-LB	Complete Set of Radio Electronics (Low Band) - housed in cottage-style chassis with three (3) manual functions.	2420
79024-0-LB	Complete Set of Radio Electronics (Low Band) - housed in contemporary-style chassis with four (4) manual functions.	2530

ABOVE ELECTRONICS DO NOT INCLUDE KF1/KF3 SHELLS.

21001	KF1/KF3 FIRE Pushbutton Pad, Red	28
21003	KF1/KF3 POLICE Pushbotton Pad, Blue	28
21101	KF1/KF3 SECURITY Pushbutton Pad, Blue	28
21002	KF1/KF3 MEDICAL Pushbutton Pad, White	28
21100	KF1/KF3 WASHDOWN Pushbutton Pad, Black	28
21133	KF1/KF3 HAZMAT Pushbutton Pad, Green	28
66002-5	Transmitter Timer Control Board 1R	702
66003-2	Transmitter Tone Generator Board 2R	702
66004-0	Transmitter Motherboard 3R	202
66005-1	Transmitter Terminal Board	99
69060-0	Transmitter RF Module (Low Band)	300
69070-0	Transmitter RF Module (High Band)	300

RADIO TRANSMITTERS/INTERFACE PANELS

PART NO.	KF1/KF3 REPLACEMENT PARTS (CONTINUED)	PRICE (\$US)
69070-1	Transmitter RF Module (High Band) Narrow Band	400
66008-0	Transmitter Buzzer Board 6R	55
57060	Transmitter Terminal Board Ribbon Cable Assembly (20-Pin)	55
30001	1/4 Amp Fuse, 250V, 3AG	1
29006	Lock for KF1 Enclosure (Key Included)	28
29007	211 Key for 29006 Lock	4
29001-1	Lock for KF3 Enclosure	52
29002	Key for 29001-1	4
29016	Hinge Shaft, Brass Rod, Chrome	9
29017	Spring, for KF1 Door	4
29018	Spring Cover, for KF1	9
29020	Door Hinge, Brass, for KF3	11
21008	Reflective Fire Sign	9
21007	Reflective Fire/Emergency Sign	9

RADIO TRANSMITTERS/INTERFACE PANELS

KFRI INTERFACE PANELS

The KFRI Interface Unit supervises the wiring between the alarm control panel and the KF1/KF3 radio transmitter. Each unit includes an adjustable time-delay trouble output, zone alarm and trouble LED indicators, individual zone disconnect switches, and an integral battery charger that services both the interface unit and the associated radio transmitter batteries. One 17007 battery is required for each interface unit, and must be ordered separately.

PART NO.	KFRI INTERFACE PANELS	PRICE (\$US)
99014	KFRI Interface, Four (4) Zones , Electronics in NEMA 3R Enclosure	770
99114	Same as 99014 , except with NEMA 1 Enclosure	610
99015	KFRI Interface, Six (6) Zones , Electronics in NEMA 3R Enclosure	825
99115	Same as 99015 , except with NEMA 1 Enclosure	665
99016	KFRI Interface, Eight (8) Zones , Electronics in NEMA 3R Enclosure	880
99116	Same as 99016 , except with NEMA 1 Enclosure	720

PART NO.	KFRI REPLACEMENT PARTS	PRICE (\$US)
79001	Four (4) Zone Electronics on Subplate , Assembled and Tested	710
79002	Six (6) Zone Electronics on Subplate , Assembled and Tested	765
79003	Eight (8) Zone Electronics on Subplate , Assembled and Tested	820
74004-1	NEMA 3R Enclosure , with Lexan Window, Lock, and Key (No Subplate)	451
74104	Same as 74004-1 , except NEMA 1	291
30001	1/4 Amp Fuse, 250V, 3AG	1
30002	1 Amp Fuse, 250V, 3AG	1
30003	1.5 Amp Fuse, 250V, 3AG	1
53003	6.8K EOL Resistor Assembly	11

RADIO TRANSMITTERS/INTERFACE PANELS

PART NO.	KFRI REPLACEMENT PARTS (CONTINUED)	PRICE (\$US)
29006	Lock for KFRI Enclosure, Key Included	28
29007	211 Key for 29006 Lock	4
57097	Battery Cable Assembly	11

RADIO TRANSMITTERS/INTERFACE PANELS

KFRTI TRANSMITTER/INTERFACE PANEL (COMBINATION UNIT)

These panels are designed for auxiliary services only. No publicly accessible actuating devices are provided. Each panel incorporates the functional capabilities of the KF1/KF3 Transmitter and the KFRI Interface Unit, with zones as specified. The unit is supplied with four (4), six (6), or eight (8) zones. The exact frequency is preset at the factory. Individual transmitter code numbers are field programmable. Two (2) 17007 battery packs are required for each unit, and must be purchased separately. Antenna, coaxial cable, and other accessories must be ordered separately. Specify frequency when ordering. For replacement parts, refer to KF1/KF3 and KFRI Replacement Parts.

PART NO.	KFRTI COMBINATION TRANSMITTER/INTERFACE PANEL	PRICE (\$US)
99019	Four (4) Zone Interface/Transmitter in NEMA 3R Enclosure (High Band or Low Band)	2816
99319	Same as 99019 , except in NEMA 1 Enclosure	2616
99019-NB	Same as 99019 , except Narrow Band (High Band Only)	2916
99319-NB	Same as 99019-NB , except in NEMA 1 Enclosure	2716
99018	Six (6) Zone Interface/Transmitter in NEMA 3R Enclosure (High Band or Low Band)	2926
99318	Same as 99018 , except in NEMA 1 Enclosure	2726
99018-NB	Same as 99018 , except Narrow Band (High Band Only)	3036
99318-NB	Same as 99018-NB , except in NEMA 1 Enclosure	2836
99017	Eight (8) Zone Interface/Transmitter in NEMA 3R Enclosure (High Band or Low Band)	3036
99317	Same as 99017 , except in NEMA 1 Enclosure	2836
99017-NB	Same as 99017 , except Narrow Band (High Band Only)	3136
99317-NB	Same as 99017-NB , except in NEMA 1 Enclosure	2936
99217	Same as 99017 , except with Two-Way Radio Interrogation	call factory
74001	NEMA 3R Enclosure , with Lexan Window	605
74101	Same as 74001 , except NEMA 1	405

RADIO TRANSMITTERS/INTERFACE PANELS

KFAPT ADDRESSABLE TRANSMITTER

The KFAPT Transmitter Panel is designed to operate as an auxiliary service unit when connected to a compatible addressable alarm control panel. Each KFAPT unit incorporates the functional capabilities of a transmitter and interface, with over 2,000 available messages of wireless reporting. The exact frequency is preset at the factory. One 17014 or 17033 battery pack is required. Batteries, antenna, coaxial cable, etc., must be ordered separately. Specify frequency when ordering.

PART NO.	KFAPT TRANSMITTER	PRICE (\$US)
99250	KFAPT with Electronics in NEMA 3R Enclosure, compatible with most Gamewell panels (High Band or Low Band)	5225
99350	Same as 99250 , except in NEMA 1 Enclosure	5065
99250-NB	Same as 99250 , except Narrow Band (High Band Only)	5325
99350-NB	Same as 99250-NB , except in NEMA 1 Enclosure	5165
99260	KFAPT with Electronics in NEMA 3R Enclosure, compatible with most FCI panels (High Band or Low Band)	5225
99360	Same as 99260 , except in NEMA 1 Enclosure	5065
99260-NB	Same as 99260 , except Narrow Band (High Band Only)	5325
99360-NB	Same as 99260-NB , except in NEMA 1 Enclosure	5165
99270	KFAPT with Electronics in NEMA 3R Enclosure, compatible with most Notifer panels (High Band or Low Band)	5225
99370	Same as 99270 , except in NEMA 1 Enclosure	5065
99270-NB	Same as 99270 , except Narrow Band (High Band Only)	5325
99370-NB	Same as 99270-NB , except in NEMA 1 Enclosure	5165
99280	KFAPT with Electronics in NEMA 3R Enclosure, compatible with most Pyrotronics panels (High Band or Low Band)	5225
99380	Same as 99280 , except in NEMA 1 Enclosure	5065
99280-NB	Same as 99280 , except Narrow Band (High Band Only)	5325
99380-NB	Same as 99280-NB , except in NEMA 1 Enclosure	5165

RADIO TRANSMITTERS/INTERFACE PANELS

PART NO.	KFAPT TRANSMITTER (CONTINUED)	PRICE (\$US)
99290	KFAPT with Electronics in NEMA 3R Enclosure, compatible with most Simplex panels (High Band or Low Band)	5225
99390	Same as 99290 , except in NEMA 1 Enclosure	5065
99290-NB	Same as 99290 , except Narrow Band (High Band Only)	5325
99390-NB	Same as 99290-NB , except in NEMA 1 Enclosure	5165

CONTACT FACTORY FOR THE LATEST LIST OF COMPATIBLE ADDRESSABLE CONTROL PANEL MANUFACTURERS

PART NO.	KFAPT REPLACEMENT PARTS	PRICE (\$US)
79250	Subplate Assembly with Electronics	4923
74048	NEMA 3R Enclosure with Lexan Window	451
74148	Same as 74048 , except NEMA 1	291
66252	Power Supply and Cable Assembly	605
66253	CPU Assembly (New Program IC Not Included)	990
66251/69070-0	KFAPT Controller Board/RF Module (tuned together)	1870
66251/69070-1	Same as 66251/69070-0 , except Narrow Band (High Band Only)	1970
30033	Fuse, 2A, 5X20MM	4
91101	Door Tamper Switch Kit	121
40080	Mounting Plate	104
57130	Lightning Arrestor	44

COMBINATION RADIO FIRE ALARM CONTROL PANEL/TRANSMITTER UNITS

The KFRTI-20/52 Fire Alarm Control Panel/Transmitter is designed for auxiliary service only. No publicly accessible actuating devices are provided. The standard panel provides transmitter, alarm control/supervisory electronics, and one (1) Class B (4-zone) detection module, or one (1) Class A/B (2-zone) detection module. Additionally, each standard panel contains one (1) Class B notification alarm circuit (1.3 amp). Standard panels are available in two sizes of enclosures. The KFRTI-20 has five (5) available module spaces, and the KFRTI-52 has thirteen (13) available module spaces. The KFRTI-20/52 system is capable of up to 52 zones. Additional auxiliary modules are available for Class A notification alarm circuits, relay control, releasing functions, etc. Frequency is preset at the factory. Batteries, antennas, coaxial cable, and other accessories must be ordered separately. Consult the factory for acceptable panel configurations and module placement. For Two-Way Interrogation, contact factory.

PART NO.	KFRTI/20/52 PANELS	PRICE (\$US)
99600-I	KFRTI-20 Electronics and NEMA 3R Enclosure (without transmitter reporting feature)	2926
99670-I	Same as 99600-I, except with NEMA 1 Enclosure	2766
99602	KFRTI-20 Electronics and NEMA 3R Enclosure (with transmitter reporting feature)- High Band or Low Band	3190
99672	Same as 99602, except with NEMA 1 Enclosure	3030
99602-NB	Same as 99602, except Narrow Band (High Band Only)	3290
99672-NB	Same as 99602-NB, except with NEMA 1 Enclosure	3130
99650-I	KFRTI-52 Electronics and NEMA 3R Enclosure (without transmitter reporting feature)	3608
99750-I	Same as 99650-I, except in NEMA 1 Enclosure	3408
99652	KFRTI-52 Electronics and NEMA 3R Enclosure (with transmitter reporting feature)- High Band or Low Band	3872
99752	Same as 99652, except in NEMA 1 Enclosure	3672
99652-NB	Same as 99652, except Narrow Band (High Band Only)	3972
99752-NB	Same as 99652-NB, except in NEMA 1 Enclosure	3772

PART NO.	KFRTI-20/52 OPTIONS AND ACCESSORIES	PRICE (\$US)
91017	2-Zone (Class A/B) Expansion Module (includes zone motherboard)- requires one (1) module position	418
91019	4-Zone (Class B) Expansion Module (includes zone motherboard)- requires one (1) module position	418

COMBINATION RADIO FIRE ALARM CONTROL PANEL/TRANSMITTER UNITS

PART NO.	FRTI-20/52 OPTIONS AND ACCESSORIES (CONTINUE)	PRICE (\$US)
91059	4-Zone (Class B) Expansion Module with Bracket Expansion (includes zone motherboard)- used when 2-zone and 4-zone modules are installed in the same panel, requires one (1) module position	418
91020	Single Zone with Release Module (includes zone motherboard)- provides one zone of detection (Class A or B), requires one (1) module position	418
91021	Single Zone with Alarm Verification and Release Module - same as 91020, except with smoke detector alarm verification circuitry	693
91022	2-Zone Expansion Module with Alarm Verification - same as 91017, except with smoke detector alarm verification circuitry	693
91060	Dual Alarm Notification Module/Latched (includes motherboard)- provides two (2) notification alarm circuits (Class A or B), requires one (1) module position, requires power supply (ordered separately)	440
91061	Same as 91060 , except Unlatched	440
91023	Auxiliary Power Supply (includes motherboard)- provides an additional source of power (24VDC, 3 amps) for remote auxiliary devices/circuits, each power supply ordered requires battery backup and isolation transformer (ordered separately)	660
91036	Isolation Transformer (required when auxiliary power supply is ordered)	165
91024	Auxiliary Door Holder Control Kit - provides control of doors upon detection of alarm condition, requires one (1) module position	440
91026	Auxiliary Relay w/Bypass Switch Control Kit - provides two (2) DPDT relays (10 amp max) for control of remote auxiliary electrical equipment/devices upon detection of alarm condition, requires one (1) module position	440
91027	Auxiliary Relay Control Kit - provide four (4) independent DPDT relays (10 amp max) for control of remote auxiliary electrical equipment/devices upon detection of alarm condition, requires one (1) module position	440

COMBINATION RADIO FIRE ALARM CONTROL PANEL/TRANSMITTER UNITS

PART NO.	KFRTI-20/52 OPTIONS AND ACCESSORIES (CONTINUED)	PRICE (\$US)
91063	Battery Meter Kit- monitors battery voltage level	330
91084	Walk Test Kit- allows system testing by one technician	440
91018	Enclosure Door Tamper Kit for use with Alarm Control Board	55
91058	Alarm Control Kit for Remote Trouble/Ringback	28
20080	KA/KT Relay- provide common alarm or common trouble output for the KFRTI-20/52	83
91028	Matrix Relay Control Kit- accepts up to 30 independent zone alarm outputs as inputs, provides the ability to program up to eight (8) output relays for independent operation with logical OR combinations of inputs. Each output relay is SPDT, with contacts rated at 10 amp max.	330
20104	Additional Relays- up to eight (8)- price is per relay	55
91062	Matrix and Timer Board Kit- up to sixteen (16) zones	220
91016	Lightning Arrestor Kit	50
91091	AC Surge Arrestor (120 Volt)	44
22301	Terminal Block, 25-Position	55
91048	Expansion Enclosure Kit- required to expand standard KFRTI-52 panel beyond 26 Class A zones, includes KFRTI-52 enclosure, lexan windows, subplates, and cable. Expansion up to 52 zones.	1100
91070	Spare Parts Kit, Class A- includes two(2) 4-amp fuses (30004), two (2) 2-amp fuses (30012), two (2) 3-amp fuses (30013), five (5) red LED's (19011), five (5) amber LED's (19014), five (5) green power supply LED's (19015), five (5) green transmitter LED's (19060, and five (5) green alarm control LED's (19090)	147
91071	Spare Parts Kit, Class B- includes two(2) 4-amp fuses (30004), two (2) 2-amp fuses (30012), two (2) 3-amp fuses (30013), five (5) red LED's (19092), five (5) amber LED's (19091), five (5) green power supply LED's (19015), five (5) green transmitter LED's (19060, and five (5) green alarm control LED's (19090)	147

COMBINATION RADIO FIRE ALARM CONTROL PANEL/TRANSMITTER UNITS

PART NO.	KFRTI-20/52 OPTIONS AND ACCESSORIES (CONTINUED)	PRICE (\$US)
----------	--	--------------

PART NO.	VARIABLE INPUT INTERFACE	PRICE (\$US)
66161-0-28	Variable Input Interface Module Only (5 to 28VDC), 28 Inputs , without enclosure	440
91128	Variable Input Interface (5 to 28VDC), 28 Inputs on Subplate, in NEMA 3R Enclosure	2090
91228	Same as 91128 , except in NEMA 1 Enclosure	1890
91056	Variable Input Interface (5 to 28VDC), 56 Inputs on Subplate, in NEMA 3R Enclosure	2530
91256	Same as 91056 , except in NEMA 1 Enclosure	2330
91184	Variable Input Interface (5 to 28VDC), 84 Inputs on Subplate, in NEMA 3R Enclosure	2970
91284	Same as 91184 , except in NEMA 1 Enclosure	2770
91112	Variable Input Interface (5 to 28VDC), 112 Inputs on Subplate, in NEMA 3R Enclosure	3630
91212	Same as 91112 , except in NEMA 1 Enclosure	3430
91140	Variable Input Interface (5 to 28VDC), 140 Inputs on Subplate, in NEMA 3R Enclosure	4070
91240	Same as 91140 , except in NEMA 1 Enclosure	3870
91168	Variable Input Interface (5 to 28VDC), 168 Inputs on Subplate, in NEMA 3R Enclosure	4510
91268	Same as 91168 , except in NEMA 1 Enclosure	4310
91196	Variable Input Interface (5 to 28VDC), 196 Inputs on Subplate, in NEMA 3R Enclosure	4950
91296	Same as 91196 , except in NEMA 1 Enclosure	4750
91224	Variable Input Interface (5 to 28VDC), 224 Inputs on Subplate, in NEMA 3R Enclosure	5390
91324	Same as 91224 , except in NEMA 1 Enclosure	5190

COMBINATION RADIO FIRE ALARM CONTROL PANEL/TRANSMITTER UNITS

PART NO.	KFRTI-20/52 OPTIONS AND ACCESSORIES (CONTINUED)	PRICE (\$US)
----------	--	--------------

PART NO.	SECURITY PANEL ADDER/ACCESSORIES	PRICE (\$US)
99710	Same as 99652, except for use with 79405 Security Panel Adder (purchased separately)	3872
99720	Same as 99710, except in NEMA 1 Enclosure	3672
99710-NB	Same as 99710, except Narrow Band (High Band Only)	3972
99720-NB	Same as 99710-NB, except in NEMA 1 Enclosure	3772
79405	Security Panel Adder for 99710, 99710-NB, 99720, and 99720-NB (requires one (1) 8AH battery, purchased separately)	621
92072	Motion Detector, Infrared, Ceiling Mount	90
92075	Motion Detector, Infrared, Wall Mount	50
18113	Magnetic Door Switch (Pair)	225
92071	Keypad	300

COMBINATION RADIO FIRE ALARM CONTROL PANEL/TRANSMITTER UNITS

PART NO.	KFRTI-20/52 REPLACEMENT PARTS	PRICE (\$US)
74002-1	KFRTI-20 NEMA 3R Enclosure (Order Lexan Window Separately)	827
74102	Same as 74002-1 , except NEMA 1	577
74003-2	KFRTI-52 NEMA 3R Enclosure (Order Lexan Windows Separately)	1052
74103	Same as 74003-2 , except NEMA 1	852
40120	Lexan Window , 4-Zone Module, KFRTI-20/KFRTI-52 Upper	55
40524	Lexan Window , 2-Zone Module, KFRTI-20/KFRTI-52 Upper	55
40121	Lexan Window , 4-Zone Module, KFRTI-52 Lower Only	55
40523-2	Lexan Window , 2-Zone Module, KFRTI-52 Lower Only	55
40157	Block Out Shield	28
69003	Subplate Assembly with Motherboard	770
69003-2W	Subplate Assembly/Motherboard- Two Way	call factory
69002	Expansion Subplate Assembly	220
57053	Ribbon Cable Assembly (KFRTI-20)	110
57055-1	Ribbon Cable Assembly (KFRTI-52)	330
57124	Ribbon Cable Assembly (KFRTI-52)- Class A Zones	385
66115-12	Main Power Supply Board	715
66120-5	AM Transmitter Module- High Band	250
66120-6	AM Transmitter Module- High Band, Narrow Band	350
66121-2	AM Transmitter Module- Low Band	250
66291	Transmitter Board- Two-Way Interrogation	call factory
66290	Receiver Board- Two-Way	call factory
66150-4	CPU Board (specify transmitter code number when ordering)	385
10035	KFRTI-20/52 Transmitter ID Code Chip (specify code number when ordering)	55

COMBINATION RADIO FIRE ALARM CONTROL PANEL/TRANSMITTER UNITS

PART NO.	KFRTI-20/52 REPLACEMENT PARTS (CONTINUED)	PRICE (\$US)
66156-4	Alarm Control Board	385
66099-2	Main Motherboard	440
66165-8	2-Input, Class A/B Zone Card	385
66163-5	4-Input, Class B Zone Card	385
66263-2	4-Input, Class B Zone Card, with Bracket Expansion (for use where 2-zone and 4-zone modules are installed in the same panel)	385
26313	Bracket Expansion Only for 66263-2	28
66777-2	2-Input, Class A/B Zone Card, with Alarm Verification	583
66167-6	1-Input, Class A/B Zone Card with Release	385
66107-0	Zone Motherboard	110
66170-0	Auxiliary Relay Board (4 relays)	440
20092	24VDC Relay	55
66832-2	Battery Meter Assembly	275
66822-3	Door Holder Circuit Board	440
66824-2	Auxiliary Relay w/Bypass Switch Circuit Board	440
66111-1	Switch Circuit Board Assembly	138
66132-0	Matrix Relay Board (with 1 relay)	275
20104	Additional Relays- up to eight (8)- price is per relay	55
66810-5-LL	Dual Alarm Notification Module, Latched	363
66810-5-UU	Dual Alarm Notification Module, Unlatched	363
66811-3	Dual Alarm Notification Motherboard	77
66215-1	Auxiliary Power Supply Module	715
66831-4	Auxiliary Power Supply Motherboard	110

COMBINATION RADIO FIRE ALARM CONTROL PANEL/TRANSMITTER UNITS

PART NO.	KFRTI-20/52 REPLACEMENT PARTS (CONTINUED)	PRICE (\$US)
30012	2 Amp Fuse, 250V, 3AG, Fast Blow	1
30013	3 Amp Fuse, 250V, 3AG, Slow Blow	1
30004	4 Amp Fuse, 250V, 3AG, Fast Blow	1
29006	KFRTI-20/52 Lock w/Key	28
29007	211 Key for 29006 Lock	4
22155	Wire Insertion Tool	11
53003	6.8K EOL Resistor Assembly	11
53014	10K EOL Resistor Assembly	11
53015	12K EOL Resistor Assembly	11
53064	EOL Supervisory Relay	26
19011	Red LED (for 2-zone module)	4
19014	Amber LED (for 2-zone module)	4
19015	Green LED (for power supply)	4
19060	Green LED (for transmitter)	4
19090	Green LED (for alarm control board)	4
19091	Amber LED (for alarm control board or 4-zone module)	4
19092	Red LED (for alarm control board or 4-zone module)	4

REMOTE (SLAVE) STATIONS

These stations provide remote/auxiliary actuation positions, configured for interconnection to standard King-Fisher transmitters. Units do not contain active electronics, but include one (1) to four (4) actuating devices wired to a terminal strip.

PART NO.	KFO(X) REMOTE STATIONS	PRICE (\$US)
99322	KFO Contemporary-Style Housing, Lime Yellow, Fire Only (for KFRTI-20/52)	1153
99324	KFO Contemporary-Style Housing, Lime Yellow, Fire/Security/Medical (for KFRTI-20/52)	1571
99321	KFO Cottage-Style Housing, Red, Fire Only (for KFRTI-20/52)	1153
99323	KFO Cottage-Style Housing, Red, Fire/Medical (for KFRTI-20/52)	1362
99325	KFO Contemporary-Style Housing, Lime Yellow, Fire/Police/Medical (for KFRTI-20/52)	1571
99330	KFO Cottage-Style Housing, Red, Fire Only (for KFRTI-WP-4/6/8)	1153
79321	KF3-1 Remote Electronics (Cottage-Style Chassis, Fire Only, No Shell)	330
79121	KF1-1 Remote Electronics (Contemporary-Style Chassis, Fire Only, No Shell)	330
91093	Each Additional Manual Function: MEDICAL, SECURITY, WASHDOWN, or HAZMAT	209

TELEGRAPH RADIO LOOP DECODER

The KF-100 Telegraph/Radio Loop Decoder operates as an auxiliary service unit designed to interface a 100mA loop wired telegraph master box system to a King-Fisher Radio Reporting System. The standard KF-100 loop decoder panel provides the capability of interfacing from one (1) to four (4) telegraph loop circuits. Each telegraph master box is monitored for alarm, trouble, and daily test signal. The exact radio frequency is preset at the factory. Individual wired master box and transmitter code numbers are programmed at the factory and must be specified at time of order. Specify frequency at time of order. The KF-100 system operates at 12VDC, powered by 115VAC incoming line, and is provided with battery backup. Batteries, antennas, coaxial cable and other accessories must be ordered separately.

PART NO.	KF-100 LOOP DECODER	PRICE (\$US)
97004	KF-100 Loop Decoder (High Band or Low Band) - One (1) Loop Circuit, Up to Three Additional Circuits May be Monitored by Purchasing Additional Loop Decoder Circuit Boards (see below)	8360
97004-NB	Same as 97004, except Narrow Band (High Band Only)	8470

PART NO.	KF-100 OPTIONS AND REPLACEMENT PARTS	PRICE (\$US)
66001	100mA Loop Decoder Board (Single Circuit)	539
66118	Power Supply Assembly Board	715
66096	100mA Loop Decoder Board with Watchdog Timer	759
66095	Watchdog Timer	220
74003-2	Enclosure (Order Lexan Windows Separately)	1052
69210	Subplate Assembly, with Motherboard	990
40127	Lexan Window, Upper	55
40523-2	Lexan Window, Lower	55
40157	Block Out Shield	28
66220	Loop Decoder Transmitter (High Band or Low Band)	350
66220-NB	Same as 66220, except Narrow Band (High Band Only)	450
97380	Computer, w/Brackets and Program Modification	2475

RADIO REPEATER

The KFVC Dual Repeater is intended for installations where radio transmission is inhibited by distance, topography, or obstructions. Radio frequency is preset at the factory. This dual unit satisfies Code requirements for redundancy. Purchase batteries, antennas, coaxial cable, etc. separately. Specify frequency at time or order.

PART NO.	RADIO REPEATER	PRICE (\$US)
99099	KFVC Dual Repeater, in NEMA 3R Enclosure (High Band or Low Band)	15125
99099-NB	Same as 99099, except Narrow Band (High Band Only)	15345

REMOTE RADIO RECEIVER/CONTROLLER

The Remote Radio Receiver/Controller is activated by King-Fisher Radio Transmitters which are in alarm condition. Valid received signals automatically generate outputs to activate booster pumps, sirens, lights, or other electrically controlled devices. Radio frequency is preset at the factory. Batteries, antenna, coaxial cable, etc., must be purchased separately. Specify frequency at time of order.

PART NO.	REMOTE RADIO RECEIVER/CONTROLLER	PRICE (\$US)
99544	Remote Radio Receiver/Controller, in NEMA 3R Enclosure (High Band or Low Band)	12293

BATTERIES AND CHARGERS

PART NO.	BATTERY PACKS	PRICE (\$US)
17007	Battery Pack, 12V, 2.5AH- Rechargeable Sealed Lead Acid Battery (2-2/4" x 1-1/2" x 8"), for use in KF1, KFRI, and KFRTI-WP-4/6/8 panels	110
17008	Battery Pack, 12V, 2.5AH- Rechargeable Sealed Lead Acid Battery (5-1/4" x 1-1/2" x 4-1/4")- for use in KF3 transmitters only	127
17014	Battery Pack, 12V, 5AH- Rechargeable Sealed Lead Acid Battery- for use in KFRTI-20/52 and KFAPT panels	138
17033	Battery Pack, 12V, 8AH- Rechargeable Sealed Lead Acid Battery- for use in KFRTI-20/52 and KFAPT panels	165
17012	Battery Pack, 12V, 12.5AH- Rechargeable Sealed Lead Acid Battery- for use in KFRTI-20/52 panels and KF-100 loop decoder	275
17015	Battery Pack, 12V, 25AH- Rechargeable Sealed Lead Acid Battery- for use in KFRA-C receiving units	468
17122	Battery Pack, 12V, 26AH- Rechargeable Sealed Lead Acid Battery- for use in KFRA-C receiving units	495
17121	Battery Pack, 12V, 42AH- Rechargeable Sealed Lead Acid Battery- for use in KFRA-C receiving units	561

PART NO.	BATTERY ENCLOSURES	PRICE (\$US)
74008	Battery Cabinet (24" x 24" x 8")	539
74020	Battery Cabinet (16" x 12" x 8")	385

PART NO.	BATTERY CHARGERS	PRICE (\$US)
99024-0	Ten-Circuit Battery Recharging Unit- for servicing/cycling 2.5AH battery packs, charges and monitors up to ten (10) battery packs independently, includes built-in meter and discharge test, operates from 115VAC	2063
99026-0	Same as 99024-0, except for 5AH battery packs	2063

ANTENNAS AND ACCESSORIES

PART NO.	RECEIVING ANTENNAS	PRICE (\$US)
----------	--------------------	--------------

50053	Coaxial-Fed, Omni-Directional, with Ground Plane, 3dB Gain, High-Band, 1-1/4" Mount, Aluminum	605
50084	Coaxial-Fed, Omni-Directional, with Ground Plane, 3dB Gain, Low-Band, 1-1/4" Mount, Aluminum	605

PART NO.	TRANSMITTING ANTENNAS	PRICE (\$US)
----------	-----------------------	--------------

50037	Coaxial-Fed, Omni-Directional, 5/8 Wave Length, 3dB Gain, High-Band, 1" Mount, Stainless Steel	193
50004	Coaxial-Fed, Omni-Directional, Unity Gain, High Band, 1" Mount, Aluminum	165
50168	Antenna, Indoor Mount, High-Band	193
50059	Directional, Vertical Beam, 8dB Gain, High-Band, 3/4" Mount	347
50026	Coaxial-Fed, Omni-Directional, Unity Gain, Low Band, 1" Mount	220

PART NO.	ANTENNA ACCESSORIES	PRICE (\$US)
----------	---------------------	--------------

27127	RG-58/U (1/4") Coaxial Cable (for use with KF1/KF3, KFRTI-WP-4/6/8, and KFRTI-20/52 transmitters)- price is per foot	2
27126	RG-213/U (1/2") Coaxial Cable (for use with KFRA-C receivers)- price is per foot	3
27190	RG-8/X (1/4") Coaxial Cable (for use with KF1/KF3, KFRTI-WP-4/6/8, and KFRTI-20/52 transmitters)- price is per foot	2
27194	LMR-400 (1/4") Cable- price is per foot	6
27150	Heliac (1/2") Cable (for use with KFRA-C receivers)- price is per foot	11
22178	PL-259 Connector (for use with RG-58/U or RG-8/X for antennas, KF1/KF3, and KFRTI-WP-4/6/8 transmitters, or with RG-213/U for KFRA-C receivers)	4
22177	PL-259 Adapter (for use with 22178 and RG-58/U)	3
22403	PL-259 Adapter (for use with 22178 and RG-8/X)	3

ANTENNAS AND ACCESSORIES

PART NO.	ANTENNAS ACCESSORIES (CONTINUED)	PRICE (\$US)
22056	BNC Connector (for use with RG-58/U for KFRTI-20/52 transmitters and indoor-mount antenna)	9
22402	BNC Connector (for use with RG-8/X for KFRTI-20/52 transmitters and indoor mount antenna)	9
22062	Type "N" Connector (for use with RG-213/U for KFRA-C receivers)	22
22399	Type "N" Connector (for use with Heliax (1/2") for KFRA-C receivers)	72
22401	PL-259 Connector (for use with Heliax (1/2") for antennas)	72
22311	Type "N" Connector (for use with LMR-400)	28
22430	PL-259 Connector (for use with LMR-400)	28
57105-2	RG-58/U Coaxial Cable, 20-Foot Assembly , with PL-259 Connector/Adapters	55
57096	RG-58/U Coaxial Cable, 20-Foot Assembly , with PL-259 and BNC Connectors	55
50104	Antenna Amplifier (Transmitter/Receiver)	330
91016	Lightning Arrestor Assembly (for KFRTI-20/52 transmitters)	50
91076	Lightning Arrestor Assembly (for KFRTI-WP-4/6/8 transmitters)	50
91078	Lightning Arrestor Assembly (for KF1/KF3 transmitters)	50

INITIATING DEVICES (FOR KFRTI-20/52 PANELS)

PART NO.	MANUAL PULL STATIONS	PRICE (\$US)
82002	Manual Pull Station , Single Pole, w/Terminal Connections	35
82003	Manual Pull Station , Two-Pole, Dual Action, w/Terminal Connections	46
82070	Manual Pull Station , Break Glass, Dual Action, w/Terminal Connections	51
82017	Manual Pull Station , Two-Pole, w/Terminal Connections	44
82013	Manual Pull Station , Single Pole, Dual Action, w/Terminal Connections	48
82001	Surface Backbox for Manual Pull Station	18
82004	Weatherproof Backbox for Manual Pull Station	176
82038	Knockout Plug for Manual Pull Station Surface Backbox	2
82014	Breakglass Rod for Pull Station	3
82054	Manual Pull Station , Explosionproof	561
82082	Manual Pull Station , Explosionproof, Breakglass	561

PART NO.	HEAT DETECTORS	PRICE (\$US)
85003	Heat Detector , 135 Degree, Rate of Rise/Fixed Temperature, Low-Profile	13
85002	Heat Detector , 135 Degree, Fixed Temperature, Low-Profile	13
85001	Heat Detector , 194 Degree, Rate of Rise/Fixed Temperature, Low-Profile	13
85004	Heat Detector , 194 Degree, Fixed Temperature, Low-Profile	15
85055	Heat Detector , 135 Degree, Rate-Compensating, Vertical Mount	26
85025	Heat Detector , 194 Degree, Rate-Compensating, Vertical Mount	26
85021	Heat Detector , 135 Degree, Rate-Compensating, Weatherproof, Vertical Mount	31
85024	Heat Detector , 194 Degree, Rate-Compensating, Weatherproof, Vertical Mount	29

INITIATING DEVICES (FOR KFRTI-20/52 PANELS)- CONTINUED

PART NO.	HEAT DETECTORS (CONTINUED)	PRICE (\$US)
85022	Heat Detector , 135 Degree, Rate-Compensating, Horizontal Mount	33
85023	Heat Detector , 194 Degree, Rate-Compensating, Horizontal Mount	33
85012	Heat Detector , 135 Degree, Rate-Compensating, Explosionproof, Vertical Mount	48
85031	Heat Detector , 194 Degree, Rate-Compensating, Explosionproof, Vertical Mount	48
82037	AP-P Adapter Plate (for 85055, 85025, 85021, 85024)	7

PART NO.	SMOKE DETECTORS	PRICE (\$US)
84051	Smoke Detector Head (Ionization)	69
84055	Smoke Detector Head (Photoelectric)	69
84056	Smoke Detector Head (Photoelectric with Heat Detector)	71
84050	Two-Wire Base (for use with 84051, 84055, 84056)	13
84049	Four-Wire Base w/Relay (for use with 84051, 84055, 84056)	37
53064	End of Line Relay (for use with 84049)	26
84084	Duct Smoke Detector , Photoelectric, 4-Wire, with Housing	220
84085	Duct Smoke Detector , Ionization, 4-Wire, with Housing	220
84088	Sampling Tube , 48" (for use with 84084, 84085)	11
81041	Remote Indicator w/Test/Reset (for use with 84084, 84085)	74
84112	Smoke Detector Head (Ionization)	34
84113	Smoke Detector Head (Photoelectric)	39
84114	Two-Wire Base , 6-1/4" (for use with 84112, 84113)	6
84115	Four-Wire Base , 4", w/Relay (for use with 84112, 84113)	31
84121	Four-Wire Base , 4", End of Line	35

INITIATING DEVICES (FOR KFRTI-20/52 PANELS)- CONTINUED

PART NO.	SMOKE DETECTORS (CONTINUED)	PRICE (\$US)
84116	Duct Detector, Ionization	132
84117	Duct Detector, Photoelectric	132
84118	Sampling Tube, 2.5 - 5 ft (for use with 84116, 84117)	8
81088	Remote LED with Test Keyswitch, Single Gang (for use with 84116, 84117)	33
81089	Remote LED, Single Gang (for use with 84114, 84115, 84121, 84116, 84117)	11
84057	Beam Smoke Detector, 4-Wire	1155
84064	Smoke Detector, Photoelectric, with Heat Detector, Local Sounder, 24VDC	88

NOTIFICATION APPLIANCES FOR KFRTI-20/52 PANELS

PART NO.	HORNS, HORN/STROBES, BELLS, CHIMES, STROBES	PRICE (\$US)
80250	Horn , Multi-Tone, Indoor, Red, 24VDC	29
80158	Indoor/Outdoor Backbox , Surface Mount (for 80250)	14
80294	Bell , 6" 24VDC Vibrating, Red	28
80295	Bell , 10", 24VDC, Vibrating, Red	35
80050	Weatherproof Backbox (for 80294, 80295)	5
80290	Horn , Explosionproof, 24VDC	1386
80111	Mini-Horn , 24VDC, Red, Single Gang	17
80272	Horn/Strobe , 24VDC, Multi-Candela (15/30/75/110 Candela Selectable), Wall Mount, Red	79
80323	Horn/Strobe , 24VDC, Multi-Candela (15/30/75/95 Candela Selectable), Ceiling Mount, Red	79
81087	Strobe , 24VDC, Multi-Candela (15/30/75/110 Candela Selectable), Wall Mount, Red	55
81095	Strobe , 24VDC, Multi-Candela (15/30/75/95 Candela Selectable), Ceiling Mount, Red	55
81093	Weatherproof Strobe , 24VDC, 75 Candela, Red	63
81094	Backbox for Weatherproof Strobe	15
80274	Weatherproof Horn/Strobe , 24VDC, 75 Candela (requires 80158 backbox)	82
80321	Chime , 24VDC, Square, Red	65
80322	Chime/Strobe , Multi-Candela, 24VDC (15/30/75/110 Candela Selectable), Wall Mount, Red	141
81056	Strobe Synchronization Module , Single Circuit	83
81057	Strobe Synchronization Module , Dual Circuit	121

REMOTE ANNUNCIATORS

PART NO.	GRID OR GRAPHIC STYLE REMOTE ANNUNCIATOR PANEL	PRICE (\$US)
----------	---	--------------

81008	Remote Annunciator Panel (Grid-Style or Graphic-Style) for KFRTI-20/52	call factory
-------	---	--------------

PART NO.	KF-ANN REMOTE ANNUNCIATOR PANEL	PRICE (\$US)
----------	---------------------------------	--------------

The **KF Annunciator** provides centralized annunciation and status display for multiple remote Fire Alarm Control Panels. Audible and visual alarm indications are provided for up to ten (10) zones. Acknowledge, reset, and test switches are provided at the annunciator, and may be remotely connected. User-selectable ring-back feature and standard 5-1/4" x 19" rack-mount. Order main console cabinet, CPU, printer, or batteries separately.

99070	KF-ANN Remote Annunciator	2750
-------	---------------------------	------

PART NO.	KF-ANN REMOTE ANNUNCIATOR PANEL	PRICE (\$US)
----------	---------------------------------	--------------

64163	Card Rack Assembly, 19" Mount	187
26071	Hinge	31
26072-1	Bracket	22
26073	Channel Trim	33
40303	Window, Front, Screened	33
40304	Window, Rear, Screened	33
69080-0	Switch Assembly	209
66712-6	Annunciator Zone Card	call factory
66711-0	Annunciator Motherboard	693

RADIO INDOOR/OUTDOOR PERSONNEL ALERTING

The **King-Fisher Radio Personnel Alerting System** can be configured for Indoor (**RIPAS-D**) and Outdoor (**ROPAS-D**) applications.

RIPAS-D Models 25 through 100 are designed for indoor, and local outdoor applications using indoor speakers and indoor/outdoor electronic weatherproof horns. Features include up to four (4) digital pre-recorded messages activated by hand-held pushbutton transmitters, real-time public address voice using portable transmitters, power levels up to 120 dBc (at 4 feet), battery backup, antenna, and NEMA 3R enclosures.

ROPAS-D systems, for outdoor applications using high-capacity directional speaker cells, are designed to deliver full power digital pre-recorded or real-time voice and siren alerting, instantly, through a speaker array system with power levels up to 126 dBc (at 100 feet). Each ROPAS-D offers up to ten (10) modules capable of producing an estimated 70 dB range at approximately 5,200 feet, depending on ambient conditions.

Accessories include up to sixteen (16) pre-recorded messages, battery charger, battery backup, solar cell system, diagnostic silent test, and radio reporting to a centrally located King-Fisher Radio System.

Engineered for easy installation, in single building, multiple building, or base-wide applications, the Radio Personnel Alerting System provides reliable personal alerting in a wide temperature range (up to +140 Degrees F) (+ 60 Degrees C)

PART NO.	RADIO INDOOR PERSONNEL ALERTING SYSTEM (RIPAS)	PRICE (\$US)
98001	Model RIPAS-25 Radio Electronics, consisting of 120VAC, 50/60Hz power supply, pre-recorded digital voice module (four (4) pre-recorded messages, assembled in a NEMA 3R locked enclosure, two (2) hand-held four (4) button transmitters, receiving antenna, and twenty-four (24) hours standby battery backup	6050
98002	Model RIPAS-25A , same as RIPAS-25, but with real-time receiver, real-time radio public address module, and one portabled narrowband transmitter.	7700
98003	Model RIPAS-50 Radio Electronics, consisting of 120VAC, 50/60Hz power supply, pre-recorded digital voice module (four (4) pre-recorded messages, assembled in a NEMA 3R locked enclosure, two (2) hand-held four (4) button transmitters, receiving antenna, and twenty-four (24) hours standby battery backup	7150
98004	Model RIPAS-50A , same as RIPAS-50, but with real-time receiver, real-time radio public address module, and one portabled narrowband transmitter.	8800

RADIO INDOOR/OUTDOOR PERSONNEL ALERTING

PART NO.	RADIO INDOOR PERSONNEL ALERTING SYSTEM (RIPAS) CONTINUED	PRICE (\$US)
----------	---	--------------

98007	Model RIPAS-100 Radio Electronics, consisting of 120VAC, 50/60Hz power supply, pre-recorded digital voice module (four (4) pre-recorded messages, assembled in a NEMA 3R locked enclosure, two (2) hand-held four (4) button transmitters, receiving antenna, and forty-eight (48) hours standby battery backup	8250
98008	Model RIPAS-100A , same as RIPAS-100, but with real-time receiver, real-time radio public address module, and one portable narrowband transmitter.	9900

PART NO.	RADIO INDOOR PERSONNEL ALERTING SYSTEM (RIPAS) ACCESSORIES	PRICE (\$US)
----------	---	--------------

92006	Four (4) Button Hand-Held Transmitter (trips pre-recorded message module)	136
92009	Portable Voice Narrowband Transmitter (specify frequency)-used with real-time public address module	897
92005	Repeater (used to extend range of 92006 hand-held transmitter)	633
80105	Electronic Voice Speaker/Horn for indoor/outdoor applications, 120 dB @ 4 feet	215
80106	Electronic Voice Speaker/Horn for indoor/outdoor applications, 107 dB @ 4 feet	193
80107	Electronic Voice Speaker/Horn for indoor applications only, 93 dB @ 10 feet	88
98021	Enclosure Tamper Switch (for use on all RIPAS enclosures)	110
81076	Strobe (for indoor applications only)	83

RADIO INDOOR/OUTDOOR PERSONNEL ALERTING

PART NO.	RADIO INDOOR PERSONNEL ALERTING SYSTEM (RIPAS) SPARE PARTS	PRICE (\$US)
74002-1	RIPAS-25 or RIPAS-50 Enclosure (order lexan window separately)	827
74003-2	RIPAS-100 Enclosure (order lexan windows separately)	1052
40523-2	Lexan Window (two required for 74003-2)	55
18005	Door Tamper Switch (all RIPAS models)	110
29006	Lock with Key (for all RIPAS models)	28
29007	211 Key (for 29006)	4
74008	Battery Cabinet (24" x 24" x 8")	539
74020	Battery Cabinet (16" x 12" x 8")	385
17014	24-Hour Standby Battery Pack for RIPAS-25 or RIPAS-50 (three battery packs required)	138
17033	48-Hour Standby Battery Pack for RIPAS-100 (three battery packs required)	165
17122	160-Hour Standby Battery Pack for RIPAS-100 (three battery packs required)	495
92013	Pre-Recorded Voice Module (RIPAS-25/25A) with amplifier, digital message repeater, temporal pattern, power supply, and battery charger	3850
92014	Pre-Recorded Voice Module (RIPAS-50/50A) with amplifier, digital message repeater, temporal pattern, power supply, and battery charger	4538
92017	Pre-Recorded Voice Module (RIPAS-100/100A) with amplifier, digital message repeater, temporal pattern, power supply, and battery charger	6875
92012	Receiver (for pre-recorded messages) with four (4) outputs	521
92006	Four-Button Hand-Held Transmitter (used with 92003 and 92012)	136
92009	Portable Transmitter (used with 69110 public address receiver)	897

RADIO INDOOR/OUTDOOR PERSONNEL ALERTING

PART NO.	RADIO INDOOR PERSONNEL ALERTING SYSTEM (RIPAS) SPARE PARTS (CONTINUED)	PRICE (\$US)
65252	Power Supply	275
92012	Receiver for Four (4) Button Hand-Held Transmitter	521
92009	Portable Voice Transmitter - used with real-time public address module (specify frequency)	897
92005	Repeater (used to extend range of the 92006 hand-held transmitter)	633
69110	Real-Time Public Address Receiver , with volume control interface board	1617
50037	Coaxial-Fed Antenna , Stainless Steel- for real-time voice receiver (specify frequency)	193

RADIO INDOOR/OUTDOOR PERSONNEL ALERTING

PART NO.	RADIO INDOOR PERSONNEL ALERTING SYSTEM (RIPAS-D)	PRICE (\$US)
98203	Model RIPAS-D 100 Radio Electronics, consisting of 120VAC, 50/60Hz power supply, pre-recorded digital voice module (four (4) pre-recorded messages), assembled in a NEMA 4 enclosure, remote terminal controller unit (RTU), local control pushbutton alarms, tone generator, automatic gain control for live public address, intrusion switch, 100 watt amplifier, on/off circuit breaker, battery charger, and two (2) 12VDC battery packs- RF Transceiver/Antenna must be purchased separately	6500
98202	Model RIPAS-D 200 : same as 98203, except with 200 watt amplifier	7000
98201	Model RIPAS-D 300 : same as 98203, except with 300 watt amplifier	7500
98200	Model RIPAS-D 400 : same as 98203, except with 400 watt amplifier	8000
98210	Strobe Interface Module	2200

PART NO.	RADIO INDOOR PERSONNEL ALERTING SYSTEM (RIPAS-D) SPARE PARTS	PRICE (\$US)
----------	---	--------------

FOR RIPAS-D SPARE PARTS, PLEASE CONSULT FACTORY

RADIO INDOOR/OUTDOOR PERSONNEL ALERTING

PART NO.	RADIO OUTDOOR PERSONNEL ALERTING SYSTEM	PRICE (\$US)
98009-D1	Model ROPAS-D 108-1 : One (1) speaker head assembly prepackaged 108 dBc directional outdoor alerting system, consisting of one (1) speaker head assembly, one (1) direction coverage, real-time public address module, NEMA 4 siren control cabinet, cabinet mounting bracket, controller, fifty (50) foot speaker cable, twenty (20) foot antenna cable, surge suppressor, tone generator, automatic gain control (for real-time voice), built-in amplifiers, amplifier tray and battery charger (120/240VAC), battery fuse, battery cables, and two (2) 12VDC batteries.	12000
98009-D2	Model ROPAS-D 108-2 : Same as ROPAS-D 108-1, except two (2) speaker heads for 108 dBc output, two (2) direction coverage	12500
98009-D3	Model ROPAS-D 108-3 : Same as ROPAS-D 108-1, except three (3) speaker heads for 108 dBc output, three (3) direction coverage	13000
98009-D4	Model ROPAS-D 108-4 : Same as ROPAS-D 108-1, except four (4) speaker heads for 108 dBc output, four (4) direction coverage	13500
98010-D1	Model ROPAS-D 111-1 : Same as ROPAS-D 108-1, except one (1) speaker head for 111 dBc output, one (1) direction coverage	13000
98010-D2	Model ROPAS-D 111-2 : Same as ROPAS-D 108-1, except two (2) speaker heads for 111 dBc output, two (2) direction coverage	13500
98010-D3	Model ROPAS-D 111-3 : Same as ROPAS-D 108-1, except three (3) speaker heads for 111 dBc output, three (3) direction coverage	14000
98010-D4	Model ROPAS-D 111-4 : Same as ROPAS-D 108-1, except four (4) speaker heads for 111dBc output, four (4) direction coverage	14500
98011-D1	Model ROPAS-D 114-1 : Same as ROPAS-D 108-1, except one (1) speaker head for 114 dBc output, one (1) direction coverage	14000
98011-D2	Model ROPAS-D 114-2 : Same as ROPAS-D 108-1, except two (2) speaker heads for 114 dBc output, two (2) direction coverage	14500

RADIO INDOOR/OUTDOOR PERSONNEL ALERTING

PART NO.	ROPAS-D RADIO OUTDOOR PERSONNEL ALERTING SYSTEM (CONTINUED)	PRICE (\$US)
98011-D3	Model ROPAS-D 114-3 : Same as ROPAS-D 108-1, except three (3) speaker heads for 114 dBc output, three (3) direction coverage, battery cabinet, and two (2) 12VDC, 50AH batteries	15000
98011-D4	Model ROPAS-D 114-4 : Same as ROPAS-D 108-1, except four (4) speaker heads for 114dBc output, four (4) direction coverage, battery cabinet, and two (2) 12VDC, 50AH batteries	15500
98012-D1	Model ROPAS-D 117-1 : Same as ROPAS-D 108-1, except one (1) speaker head for 117 dBc output, one (1) direction coverage, battery cabinet, and two (2) 12VDC, 50AH batteries	17000
98012-D2	Model ROPAS-D 117-2 : Same as ROPAS-D 108-1, except two (2) speaker heads for 117 dBc output, two (2) direction coverage, battery cabinet, and two (2) 12VDC, 50AH batteries	17500
98012-D3	Model ROPAS-D 117-3 : Same as ROPAS-D 108-1, except three (3) speaker heads for 117 dBc output, three (3) direction coverage, battery cabinet, and two (2) 24VDC, 50AH batteries	18000
98012-D4	Model ROPAS-D 117-4 : Same as ROPAS-D 108-1, except four (4) speaker heads for 117dBc output, four (4) direction coverage, battery cabinet, and two (2) 12VDC, 75AH batteries	18500
98014-D1	Model ROPAS-D 120-1 : Same as ROPAS-D 108-1, except one (1) speaker head for 120 dBc output, one (1) direction coverage, battery cabinet, and two (2) 12VDC, 18AH batteries	21000
98014-D2	Model ROPAS-D 120-2 : Same as ROPAS-D 108-1, except two (2) speaker heads for 120 dBc output, two (2) direction coverage, battery cabinet, and two (2) 12VDC, 50AH batteries	21500
98014-D3	Model ROPAS-D 120-3 : Same as ROPAS-D 108-1, except three (3) speaker heads for 120 dBc output, three (3) direction coverage, battery cabinet, and two (2) 24VDC, 50AH batteries	22000
98014-D4	Model ROPAS-D 120-4 : Same as ROPAS-D 108-1, except four (4) speaker heads for 120dBc output, four (4) direction coverage, battery cabinet, and two (2) 12VDC, 75AH batteries	22500
98015-D1	Model ROPAS-D 123-1 : Same as ROPAS-D 108-1, except one (1) speaker head for 123 dBc output, one (1) direction coverage, battery cabinet, and two (2) 12VDC, 50AH batteries	23500

RADIO INDOOR/OUTDOOR PERSONNEL ALERTING

PART NO.	ROPAS-D RADIO OUTDOOR PERSONNEL ALERTING SYSTEM (CONTINUED)	PRICE (\$US)
98015-D2	Model ROPAS-D 123-2 : Same as ROPAS-D 108-1, except two (2) speaker heads for 123 dBc output, two (2) direction coverage, battery cabinet, and two (2) 12VDC, 50AH batteries	24000
98015-D3	Model ROPAS-D 123-3 : Same as ROPAS-D 108-1, except three (3) speaker heads for 123 dBc output, three (3) direction coverage, battery cabinet, and two (2) 24VDC, 75AH batteries	24500
98015-D4	Model ROPAS-D 123-4 : Same as ROPAS-D 108-1, except four (4) speaker heads for 123dBc output, four (4) direction coverage, battery cabinet, and two (2) 12VDC, 75AH batteries	25000
98018-D1	Model ROPAS-D 126-1 : Same as ROPAS-D 108-1, except one (1) speaker head for 126 dBc output, one (1) direction coverage, battery cabinet, and two (2) 12VDC, 50AH batteries	28500
98018-D2	Model ROPAS-D 126-2 : Same as ROPAS-D 108-1, except two (2) speaker heads for 126 dBc output, two (2) direction coverage, battery cabinet, and two (2) 12VDC, 75AH batteries	29000
98018-D3	Model ROPAS-D 126-3 : Same as ROPAS-D 108-1, except three (3) speaker heads for 126 dBc output, three (3) direction coverage, battery cabinet, and two (2) 24VDC, 75AH batteries	29500
98018-D4	Model ROPAS-D 126-4 : Same as ROPAS-D 108-1, except four (4) speaker heads for 126dBc output, four (4) direction coverage, battery cabinet, and two (2) 12VDC, 75AH batteries	30000

RADIO INDOOR/OUTDOOR PERSONNEL ALERTING

PART NO.	ROPAS-D OUTDOOR PERSONNEL ALERTING SYSTEM ACCESSORIES	PRICE (\$US)
98023	Diagnostic Silent Test (for all ROPAS-D models 108-2 through 114-2)	370
98025	Diagnostic Silent Test (for all ROPAS-D models 114-3 through 126-4)	430
98324	ROPAS-D Material Kit (wood pole) for ROPAS-D models 108-1 through 126-4)	2350
98325	ROPAS-D Material Kit (steel pole) for ROPAS-D models 108-1 through 126-4)	2650
98326	ROPAS-D Wood Pole Mounting Bracket for ROPAS-D models 108-1 through 126-4	300
98327	ROPAS-D Steel Pole Mounting Bracket for ROPAS-D models 108-1 through 126-4	350
98328	Add for Stainless Steel Control/Battery Cabinet Upgrade	1950
98329	<p>Model CCU-D Central Control Unit for one-way communication with the ROPAS-D units, includes desktop cabinet, system controller, alarm screen touch pad and display, hand-held microphone set, antenna surge suppressor, one (1) 7AH standby battery, battery charger, and power cord</p> <p>Model CCU-D standard alarm features include: eight (8) distinct alarm tones, silent system test, real-time voice and cancel activation (VHF antenna is required for each model CCU-D).</p> <p>Independent alarm activation can be configured by tone type, tone duration, number of cycles, and pre-recorded messages.</p> <p>Standard group activation of a single unit, group of units, or all</p>	9400

RADIO INDOOR/OUTDOOR PERSONNEL ALERTING

PART NO.	OUTDOOR PERSONNEL ALERTING SYSTEM (ROPAS-D) ACCESSORIES (CONTINUED)	PRICE (\$US)
----------	---	--------------

98330	<p>Model ROPAS-D Emergency Dispatch and Graphics Station, consists of two-way communication software platform and computer station to control and monitor any configuration of ROPAS-D units. Software package allows for up to two (2) CCU-D's on a system. Includes all of the standard CCU control features identified in the Model CCU-D. Minimum computer performance specifications to include Pentium II 350MHz, 32X CD-ROM, Mouse, Windows 98 or XP, Dot Matrix Printer, 2 Serial Ports and RS232 cables, and multi-strip power outlet. UPS for the computer and printer must be ordered separately.</p>	18200
-------	---	-------

<p>For the ROPAS-D Emergency Dispatch and Graphics Station, a digitized facility map is required to be supplied by the user.</p>

98331	<p>Supervision Package, includes AC-Off, Low Battery, Siren On, Siren Off</p>	895
98332	<p>Transceiver- VHF- Low Band- Narrow Band, includes antenna and interfacing into ROPAS-D unit (one required for each ROPAS-D or CCU-D unit.</p>	1600
98333	<p>Transceiver- VHF- High Band- Narrow Band, includes antenna and interfacing into ROPAS-D unit (one required for each ROPAS-D or CCU-D unit.</p>	2800
98334	<p>Solar Power System (55 Watt), includes mounting bracket and regulator</p>	1375
98335	<p>Solar Power System (75 Watt), includes mounting bracket and regulator</p>	1675
98336	<p>Solar Power System (100 Watt), includes mounting bracket and regulator</p>	1900
98337	<p>Four (4) Pre-Recorded Messages (for all ROPAS-D units)</p>	400
98338	<p>Eight (8) Pre-Recorded Messages (for all ROPAS-D units)</p>	450
98339	<p>Sixteen (16) Pre-Recorded Messages (for all ROPAS-D units)</p>	800
98340	<p>Twenty (20) Pre-Recorded Messages (for all ROPAS-D units)</p>	900
98341	<p>Message Recording Preparation, per message</p>	60

RADIO INDOOR/OUTDOOR PERSONNEL ALERTING

PART NO.	RADIO OUTDOOR PERSONNEL ALERTING SYSTEM (ROPAS-D) ACCESSORIES (CONTINUED)	PRICE (\$US)
----------	--	--------------

98342	Remote LED Message Display Unit, with two (2) rows of 20-column character capability (requires Message Display Remote Controller)	4850
98345	Message Display Remote Controller with interface to LED Message Unit	7600
98343	Field Programmable Instant Voice Replay System	995
98344	Cabinet Heater (for CCU-D cabinet/battery cabinet) with temperature control unit (requires AC service for the CCU-D)	275

PART NO.	CENTRAL CONTROL UNTI (CCU-D) REPLACEMENT PARTS	PRICE (\$US)
----------	---	--------------

92601	ISBX Expansion Board	561
92602	Two Channel Communication	960
92603	Microphone Interface Board	825
92604	Microphone Input Board	138
92605	CCU-D Activation Board	981
92606	Front Display Board	1560
92607	Power Entry Module	252
92608	Fuse, 5Amp, Slow Blow (for 12VDC battery)	1
92609	Transformer 241-8-16	120
92610	Microphone, Hand-Held	210
92611	Alert Chime	30
92612	Push Button Actuator (EAO)	30
92613	Key Actuation (EAO)	120
92614	Lens, Pushbutton (EAO)	15
92615	Contact (EAO)	36
92616	Lamp/LED (EAO)	42

RADIO INDOOR/OUTDOOR PERSONNEL ALERTING

PART NO.	CENTRAL CONTROL UNIT (CCU-D) REPLACEMENT PARTS (CONTINUED)	PRICE (\$US)
----------	--	--------------

92617	Recessed Mount Adapter (EAO)	15
92618	Dot Matrix Display	900
92619	Dot Matrix Filter	120
92620	Buzzer	35
92621	Microphone, Desktop	150
92622	RS232 (DB9 to DB9) Cable	30
92623	CCU-D Polyphaser (N Type)- IS-50NX-C2	240

PART NO.	REMOTE CONTROLLER PARTS (STANDARD EQUIPMENT) FOR ROPAS-D	PRICE (\$US)
----------	--	--------------

92624	Single Board Controller	8424
92625	AGC/Tone Interface Board	1263
92626	Four Slot AMP Motherboard	2340
92627	Digitized Message Board	1401
92628	Single Slot AMP Motherboard	1404

PART NO.	RADIO AND ANTENNA EQUIPMENT	PRICE (\$US)
----------	-----------------------------	--------------

92629	Power Supply (UL Approved)	2400
92630	Battery Charger, 4 Amp	819
92631	Battery Charger, 8 Amp	1053
92632	Fuse, 3 Amp (for AC power)	1
92633	Fuse, 5 Amp (for 12VDC batteries)	1
92634	Fuse, 25 Amp (for 24VDC batteries)	1
92635	Motorola UHF Conventional Radio	1350
92636	Motorola VHF Conventional Radio	1350
92637	RC Polyphaser (N-Type)	240

RADIO INDOOR/OUTDOOR PERSONNEL ALERTING

PART NO.	RADIO AND ANTENNA EQUIPMENT (CONTINUED)	PRICE (\$US)
92638	Antenna, UHF, 450-460MHz Fiberglass (Antennex FG4503)	360
92639	Antenna, UHF, 460-470MHz Fiberglass (Antennex FG4603)	360
92640	Antenna Cable, 100 Feet	393
92641	Antenna Cable, 500 Feet	1683
92642	Antenna N-Type Crimp Connector	18
92643	Crimp Tool (Antennex CCT 213)	180
92644	Antenna Bracket (Tessco 57980)	114
92645	Cold Shrink Tape (weathertight antenna- outer layer)	30
92646	Electrical Tape (weathertight antenna- inner layer)	30

PART NO.	AMPLIFIERS FOR THE ROPAS-D AND CCU-D	PRICE (\$US)
92647	400 Watt, 2.75 Ohm Class D Amplifier (ROPAS-D)	3600
92648	400 Watt, 70V Class B Amplifier (ROPAS-D)	2250
92649	400 Watt, 2.75 Ohm Class B Amplifier (ROPAS-D)	2250

PART NO.	ROPAS-D SPEAKERS	PRICE (\$US)
92650	100 Watt Speaker (with horn and driver)- CJ46/SD370A	1146
92651	100 Watt Driver	531
92652	100 Watt Horn with Bracket	726
92653	100 Watt Horn without Bracket	615
92654	200 Watt Speaker Bank Assembly	1425
92655	400 Watt Speaker Bank Assembly	1950

PART NO.	ROPAS-D AIR TERMINALS	PRICE (\$US)
50200	Offset Air Terminal Base	30
50201	Air Terminal Rod Adapter	5
50202	Air Terminal, Copper, 3/8" x 60"	75

FIRE MANAGEMENT SOFTWARE

PART NO.	FIRE MANAGEMENT SOFTWARE	PRICE (\$US)
97178	CAD2000 Software for Windows 98, Windows 2000, or Windows XP: Includes Dispatching, Equipment Status, Kwik Preplan, Extended Preplan, Memo Log, Incident Analysis Reporting, for use with KFRA-C or KFRA Receiver(s). Radio Fire Alarm Monitoring Interface and Fire/Emergency Dispatch Equipment must be ordered separately.	2475
97120	Preplan 2004: same as above, less Equipment Status	2145
97133	Multi-User License: Permits utilization of of King-Fisher CAD2000 Software on users' LAN system	2195
97149	CAD2000 or Preplan Dispatching Manual	160
97135	Fire Graphics: Graphic Preplan Enhancement for separately-acquired Preplan 2004 or CAD2000	1095
97185	System Analysis and Integrity Logger (SAIL)	2495

PART NO.	FIRE/EMERGENCY DISPATCH STATION	PRICE (\$US)
99546	Fire/Emergency Dispatch Station: Consists of Operator Hardware, Printer, UPS System, and Cabling.	5775
99545	Fire/Emergency Dispatch Station: Consists of Operator Hardware, Printer, UPS System, Cabling, and Single-User CAD2000 or Preplan2004.	8250
99538	Fire/Emergency Dispatch Station: Consists of Operator Hardware, Printer, UPS System, Cabling, Single-User CAD2000 or Preplan2004, and Single Alarm Monitoring Interface (for connection to one (1) KFRA or KFRA-C console).	11000
99519	Fire/Emergency Dispatch Station: Consists of Operator Hardware, Printer, UPS System, Cabling, Single-User CAD2000 or Preplan2004, and Dual Alarm Monitoring Interface (for connection to two (2) KFRA or KFRA-C consoles).	12100

PART NO.	RADIO ALARM MONITORING INTERFACE SOFTWARE	PRICE (\$US)
97257-3	Radio Fire Alarm Single Interface: Automatically accepts and translates incoming signals from one (1) KFRA console, and passes the converted information to the Fire/Emergency Dispatch Station and Preplan 2004 or CAD2000 (purchased separately). Includes manuals and necessary cabling.	1870

FIRE MANAGEMENT SOFTWARE

PART NO.	RADIO ALARM MONITORING INTERFACE SOFTWARE (CONTINUED)	PRICE (\$US)
----------	--	--------------

97258-3	Radio Fire Alarm Dual Interface: Automatically accepts and translates incoming signals from two (2) KFRA consoles, and passes the converted information to the Fire/Emergency Dispatch Station and Preplan 2004 or CAD2000 (purchased separately). Includes manuals and necessary cabling.	4290
97259	Radio Fire Alarm Single Interface: Automatically accepts and translates incoming signals from one (1) KFRA-C console, and passes the converted information to the Fire/Emergency Dispatch Station and Preplan 2004 or CAD2000 (purchased separately). Includes manuals and necessary cabling.	726
97260	Radio Fire Alarm Dual Interface: Automatically accepts and translates incoming signals from two (2) KFRA-C consoles, and passes the converted information to the Fire/Emergency Dispatch Station and Preplan 2004 or CAD2000 (purchased separately). Includes manuals and necessary cabling.	1518

PART NO.	ALIEN INTERFACE	PRICE (\$US)
----------	-----------------	--------------

97100	Single Alien Interface (Existing Installations- KFRA-C Only): Consists of Software, Interface Cabling, Operations Manual, Field Checkout (One Day on Site), Round-Trip Airfare, and Per Diem Expense	10586
97101	Dual Alien Interface (Existing Installations- KFRA-C Only): Same as 97100, but for dual KFRA-C unit	10725
97100	Single Alien Interface (New Installations- KFRA-C Only): Consists of Software, Interface Cabling, Operations Manual, Field Checkout (One Day on Site), Round-Trip Airfare, and Per Diem Expense	12980
97101	Dual Alien Interface (New Installations- KFRA-C Only): Same as 97100, but for dual KFRA-C unit	13118

PART NO.	ACCESSORIES	PRICE (\$US)
----------	-------------	--------------

97400	Uninterruptible Power Supply (UPS) System: Provides instantaneous protection from voltage spikes, brownouts, and power failures (within 4 milliseconds), 350 Watt load for ten (10) minutes.	825
-------	---	-----

SERVICES

PART NO.	FACTORY SERVICES	PRICE (\$US)
90001	Factory Labor to Repair (per hour)	83
90002	Factory Classroom Training (price is per day, per person, two day minimum, travel and living expenses not included)	880
90002-A	Annual Scheduled Factory Classroom Training (arrive Monday, depart Friday), price is per person, travel and living expenses not included	825
90014	In-House Engineering Services (price is per day)	660

PART NO.	FIELD SERVICES	PRICE (\$US)
90003	Field Technical Service: On-Site Troubleshooting, Repairs, and Initial System Startup or Installation (within contiguous 48 United States), price is per technician, per day, travel and living expenses* not included	880
90004	Field Technical Service: On-Site Troubleshooting, Repairs, and Initial System Startup or Installation (outside contiguous 48 United States), price is per technician, per day, travel and living expenses* not included	1100
90005	Field Service: Software Management Training (within contiguous 48 United States), price is per technician, per day, travel and living expenses* not included	880
90006	Field Service: Software Management Training (outside contiguous 48 United States), price is per technician, per day, travel and living expenses* not included	1100
90010	Field Service: Project Supervision (within contiguous 48 United States), price is per technician, per day, travel and living expenses* not included	880
90011	Field Service: Project Supervision (outside contiguous 48 United States), price is per technician, per day, travel and living expenses* not included	1100
90012	Field Service: Site Survey/Field Engineering (within contiguous 48 United States), price is per technician, per day, travel and living expenses* not included	880

SERVICES

PART NO.	FIELD SERVICES (CONTINUED)	PRICE (\$US)
90013	Field Service: Site Survey/Field Engineering (outside contiguous 48 United States), price is per technician, per day, travel and living expenses* not included	1100
90016	Field Service: Testing Services (within contiguous 48 United States), price is per technician, per day, travel and living expenses* not included	1100
90017	Test Report: (four (4) copies)	770

***Days charged and travel and living expenses are portal-to-portal, Wheeling Illinois**

INDEX

DESCRIPTION	PAGE
Accessories...	
Coaxial Cable	29
Connectors	29,30
Antennas	29
Battery Packs	28
KFRA-C Radio Alarm Receiving Units	1,2
KF1/KF3 Transmitters	7,8
RIPAS Radio Indoor Personnel Alerting System	36
ROPAS-D Radio Outdoor Personnel Alerting System	41,42,43
Addressable Transmitter	15,16
Alarm Monitoring Interface, Radio	50
Alerting System (RIPAS)	36,37,38,39
Alerting System (RIPAS-D)	40
Alerting System (ROPAS-D)	41-48
Antennas...	
Transmitting	29
Receiving	29
Annunciators, Remote	35
Backboxes...	
Manual Pull Station	31
Notification Appliance	34
Battery Packs	28
Bells	34
Brackets, Pedestal Mounting	7,8
Cable, Coaxial	29
CAD2000 Software	49
Chargers, Battery	28
Classroom Training, Factory	51
Combination Transmitter/Interface (KFRTI-WP-4/6/8)	14
Connectors, Coaxial Cable	29,30
Corrosion Inhibitor Tape	8
Decoder, Telegraph/Radio Loop	26
Devices, Initiating	31,32,33
Devices, Notification	34
Enclosures...	
KFRTI-20/52 Enclosures	22
KFRI-WP-4/6/8 Enclosures	14
KFRI Enclosures	12
Engineering, Factory	51

INDEX (CONTINUED)

DESCRIPTION	PAGE
Factory Services...	
Repairs	51
Classroom Training	51
Engineering	51
Field Services...	
Repairs	51
Troubleshooting	51
System Startup	51
Installation	51
Supervision	51
Testing	52
Site Survey	51,52
Fire Alarm Control Panel/Transmitter, KFRTI-20/52	17
Fire/Emergency Dispatching Station	49
Fire Management Software	49
Horns	34
Horn/Strobes	34
Initiating Devices	31,32,33
Interface Panel, KFRI	12
Interface, Software/Hardware	50
KF1/KF3 Transmitters	7
KFAPT Transmitter, Addressable	15,16
KFRA-C Receiving Unit	1
KFRI Interface Panel	12
KFRTI-20/52 Fire Alarm Control Panel/Transmitter	17
KFRTI-WP-4/6/8 Transmitter/Interface Panels	14
KFO(X) Remote Slave Stations	25
KFVC Dual Repeater	27
Lightning Arrestors	1,30
Lights, Red Location	7
Loop Decoder, Telegraph/Radio	26
Mounting Kits...	
Pedestal	7,8
ROPAS-D	44
Narrow Band Conversion	6
Narrow Band RF Modules	6

INDEX (CONTINUED)

DESCRIPTION	PAGE
Panels...	
Transmitter/Interface, KFRTI-WP-4/6/8	14
Fire Alarm Control/Transmitter, KFRTI-20/52	17
Interface, KFRI	12
Addressable Transmitter	15,16
Paper, KFRA-C Printer	5
Pedestals	7
Pedestal Mounting Kits	7,8
Printer Ribbon, KFRA-C	5
Radio Alarm Receiving Unit(KFRA-C)	1
Radio Indoor Personnel Alerting System (RIPAS)	36,37,38,39
Radio Indoor Personnel Alerting System (RIPAS-D)	40
Radio Outdoor Personnel Alerting System (ROPAS)	41-48
Radio Fire Alarm Starter Kit	2
Radio Receiver/Controller, Remote	27
Radio Repeater	27
Remote Annunciator	35
Remote Radio Receiver/Controller	27
Repairs, Factory	51
Repeater, Radio	27
Replacement Parts...	
KFRA-C Radio Alarm Receiving Units	3,4,5
KF1/KF3 Transmitters	9,10,11
KFRI Interface Panel	12,13
KFRTI-WP-4/6/8 Transmitter/Interface Unit	14
KFAPT Addressable Transmitter	16
RIPAS Radio Indoor Personnel Alerting System	38,39
RIPAS-D Radio Indoor Personnel Alerting System	40
ROPAS-D Radio Outdoor Personnel Alerting System	46,47,48
Ribbon, KFRA-C Printer	5
RIPAS (Radio Indoor Personnel Alerting System)	36,37,38,39
RIPAS-D (Radio Indoor Personnel Alerting System)	40
ROPAS-D (Radio Outdoor Personnel Alerting System)	41-48
Security Adder for KFRTI-20/52	21
Services...	
Repairs, Factory	51
Classroom Training, Factory	51
Engineering, Factory	51
Repairs, Field	51
Troubleshooting, Field	51
System Startup, Field	51
Installation, Field	51
Supervision, Field	51
Testing, Field	52
Site Survey, Field	51,52

INDEX (CONTINUED)

DESCRIPTION	PAGE
Slave Stations, KFO(X) Remote	25
Software, Fire Management	49
Solar Battery Charger, KF1/KF3	7
Solar Charging System, ROPAS-D	45
Tape, Corrosion Inhibitor	8
Telegraph/Radio Loop Decoder	26
Testing (see Field Services)	51,52
Training (see Factory Services)	51,52
Transmitters	
KF1/KF3	7
KFRTI-WP-4/6/8 Combination Unit	14
KFAPT Addressable Transmitter	15,16
KFRTI-20/52 Control Panel/Transmitter	17
Variable Input Interface	20



City of Chicago
Richard M. Daley, Mayor

Department of Aviation

Rosemarie S. Andolino
Commissioner

Chicago O'Hare International Airport
P.O. Box 66142
Chicago, Illinois 60666
(773) 686-2200
(773) 686-8333 (TTY)

O'Hare Modernization Program
P.O. Box 66848
10510 W. Zemke Road
Chicago, IL 60666
(773) 462-7300
(773) 462-8552 (Fax)

Chicago Midway International Airport
5700 South Cicero Avenue
Chicago, Illinois 60638
(773) 838-0600
(773) 838-0795 (TTY)

www.flychicago.com
www.OhareModernization.org



To: Jamie L. Rhee
Chief Procurement Officer

Attention: James McIsaac
Deputy Procurement officer

From: Rosemarie S. Andolino
Commissioner, Department of Aviation *RSA MB 3/31/10*

Subject: Request for Time Extension and Vendor Limit Increase
(Sole Source)
Specification No.: 56542
Contract No.: 14838

The Chicago Department of Aviation (CDA) is requesting a two year time extension and vendor limit increase of \$110,000 to provide for continued services under the King Fisher Contract with the CDA.

King Fisher provides an emergency radio alarm callbox system at O'Hare International Airport. The system was originally procured in 1995 through the competitive bid process. We currently have 250 emergency radio alarm callbox units installed in remote locations where no other forms of communication is available.

The callbox units are designed to work on a wireless network allowing immediate notification to the O'Hare Communication center (OCC), should fire, medical emergency, or oil spill occur. The continued use of the King Fisher emergency radio system allows the CDA the ability to reduce safety concerns in remote areas.

Because the federal government is King Fisher's primary customer, the hardware and software of the system are proprietary in order to maintain compliance to governing codes and approvals. No other manufacturer has authorization to integrate or modify King Fisher's hardware or software

King Fisher is a veteran-owned small business employing less than twenty people. Due to the size of the company and the fact that they provide in house repairs to their customers, we are still requesting a full waiver of the M/WBE compliance requirements for the two year extension term. It would be a hardship for a company of this size to meet compliance requirements on a contract with an approximate annual budget of \$55,000.

Thank you for your assistance in this matter.

Reviewed By: Jonathan D. Leach, Managing Deputy Commissioner:

42
5/25/10



City of Chicago
Richard M. Daley, Mayor

Department of Aviation

Rosemarie S. Andolino
Commissioner

Chicago O'Hare International Airport
P.O. Box 66142
Chicago, Illinois 60666
(773) 686-2200
(773) 686-8333 (TTY)

O'Hare Modernization Program
P.O. Box 66848
10510 W. Zemke Road
Chicago, IL 60666
(773) 462-7300
(773) 462-8552 (Fax)

Chicago Midway International Airport
5700 South Cicero Avenue
Chicago, Illinois 60638
(773) 838-0600
(773) 838-0795 (TTY)

www.flychicago.com
www.OhareModernization.org



TO: Angela Manning
Manning Deputy Commissioner

FROM: Grafe Smith, *Grafe R. Smith 2/17/10*
Deputy Commissioner

SUBJECT: Request For Contract Extension
King Fisher PO # 14838

We would like to extend King Fisher's sole source purchase order number 14838 from May 01, 2010 through April 30, 2012.

This is required to ensure the proper functionality of our Radio Alarm Call Boxes that are placed around the airfield to notify the O'Hare Communications Center of Fire, Medical and Oil spill emergencies.

Estimated Dollar Value per year:	\$55,000.00
Duration:	2 Years
User Deputy:	Grafe Smith Phone 773- 894-5310
Contact Person:	Pius Fernandez Phone 773-686-3083

Thank you for your assistance.

Cc: Pius Fernandez



JUSTIFICATION FOR NON-COMPETITIVE PROCUREMENT

COMPLETE THIS SECTION IF NEW CONTRACT(S)

For contract(s) in this request, answer applicable questions in each of the 4 major subject areas below in accordance with the Instructions for Preparation of Non-Competitive Procurement Form on the reverse side.

Request that negotiations be conducted only with King Fisher & Co. . for the product and/or services described herein.
(Name of Person or Firm)

This is a request for: X (One-Time Contract Per Requisition # _____, copy attached) or Term Agreement or Delegate Agency (Check one). If Delegate Agency, this request is for "blanket approval" of all contracts within the _____ (Attach List) Pre-Assigned Specification No. _____
(Program Name) Pre-Assigned Contract No. **14838**

COMPLETE THIS SECTION IF AMENDMENT OR MODIFICATION TO CONTRACT

Describe in detail the change in terms of dollars, time period, scope of services, etc., is relationship to the original contract and the specific reasons for the change. Indicate both the original and the adjusted contract amount and/or expiration date **04-30-2010** with this change, as applicable. Attach copy of all supporting documents. Request approval for a contract amendment or modification to the following:

Contract #: **14838**

Company, or Agency Name: **King Fisher**

Specification #: _____ Contract or Program Description: **Radio Alarm Call Box Procurement/Maintenance**
Mod #: _____ (Attach List, if multiple)

Grafe Smith

773-894-5310

Grafe T. Smith

CDA

01-26-10

Originator Name

Telephone

Signature

Department

Date

Indicate SEE ATTACHED in each box below if additional space needed:

() **PROCUREMENT HISTORY 1(a)** The King Fisher callbox system was procured in 1995 through an open competitive bid. We have approximately 250 radio alarm call boxes installed and expect to increase this amount with O'Hare's Modernization Program. These units are installed in all the remote areas where no other form of communication is available. These units are specifically designed for emergency wireless communications for fire, medical and oil spills throughout O'Hare. At the present time we have twelve units that need to be immediately replaced. Since the original procurement, we have maintained a purchase agreement for parts and maintenance.

2(a) This is a continuation of that purchase agreement for parts and maintenance, from the same source and for the very same reasons.

3(a) No attempts were made to competitively bid this requested requirement because the operating software is proprietary to King Fisher. No other vendor can fix or maintain our existing equipment. It cost approximately \$2,400., to replace one unit and to replace all units with another vendor's equipment will cost us in excess of \$1,050,000 which would be an unnecessary expense.

4(a) N/A

5(a) This request will continue through the life of the callbox systems at O'Hare as long as King Fisher keeps their hardware & software proprietary.

6(a) N/A

() **ESTIMATED COST 1(a)** \$55,000 per year. Funding line 2097, fund 0740, Dept. 085, Appropriation 0340.

2(a) Same as above

INSTRUCTIONS FOR PREPARATION OF NON-COMPETITIVE PROCUREMENT FORM (Rev 9/97)

If a City Department has determined that the purchase of supplies, equipment, work and/or services can not be done on a competitive basis, a sole source justification must, be prepared on this justification for Non-Competitive Procurement Form in which procurement is requested on a non-bid or non-competitive basis in accordance with 65 ILCS 5/8-10-4 of the Illinois Compiled Statutes. All applicable questions in each Subject Area below must be answered. The information provided must be complete and in sufficient detail to allow for a decision to be made by the Non-Competitive Procurement Review Board. The Board will not consider justifications with incomplete information or documentation. Also, attach Form F-7 (if One Time Contract); F-8 (if Delegate Agency Contract) or F-26 (if Term Agreement) to obtain a pre-assigned Specification and Contract Number for each contract in this request.

PROCUREMENT HISTORY (INCLUDING FUTURE PROCUREMENT OBJECTIVES)

1. Describe the requirement and how it evolved from initial planning to its present, status.
2. Is this a first time requirement or a continuation of previous procurement from the same source? If so, explain the procurement history.
3. Explain attempts made to competitively bid the requirement. (Attach copy of notices and list of sources contacted).
4. Describe any research done to find other sources (List other cities contacted, companies in the industry contacted, professional organizations, periodicals and other publications used).
5. Explain future procurement objectives. Is this a one-time request or will future requests be made for doing business with the same source?
6. Explain whether or not future competitive bidding is possible. If not, why not?

ESTIMATED COST

1. What is the estimated cost for this requirement (or for each contract, if multiple awards contemplated)? What is the funding source?
2. What is the estimated cost by fiscal year, if the job, project or program covers multiple years?
3. Explain the basis for estimating the cost and what assumptions were made and/or data used (ie. budgeted amount, previous contract price, current catalog or cost proposal from firms solicited, engineering or in-house estimate, etc).
4. Explain whether the proposed Contractor or the City has a substantial dollar investment in original design, tooling or other factors which would be, duplicated at City expense if another source was considered. Describe cost savings or other measurable benefits to the City which may be achieved.
5. Explain what negotiation of price has occurred or will occur. Detail why the estimated cost is deemed reasonable.

SCHEDULE REQUIREMENTS

1. Explain how the schedule was developed and at what point the specific dates were known.
2. Is lack of drawings and/or specifications a constraining factor to competitive bidding? If so, why is the proposed Contractor the only person or firm able to perform under these circumstances? Why are the drawings and specifications lacking? What is the lead time required to get drawings and specifications suitable for competition? If lack of drawings and specifications is not a constraining factor to competitive bidding, explain why only one person or firm can meet the required schedule.
3. Outline the required schedule by delivery or completion dates and explain the reasons why the schedule is critical.
4. Describe in detail what impact delays for competitive bidding would have on City operations, programs, costs and budgeted funds.

EXCLUSIVE OR UNIQUE CAPABILITY

1. If contemplating hiring a person or firm as a Professional Service Consultant, explain in detail what professional skills, expertise, qualifications or other factors make this person or firm exclusively or uniquely qualified for the project. Attach copy of cost proposal and scope of services.
2. Does the proposed firm have personnel considered unquestionably predominant in the particular field?
3. What prior experience of a highly specialized nature does the person or firm exclusively possess that is vital to the job, project or program?
4. What technical facilities or test equipment does the person or firm exclusively possess of a highly specialized nature which is vital to the job?
5. What other capabilities and/or capacity does the proposed firm possess which is necessary for the specific job, project or program which makes them the only source who can perform the work within the required time schedule without unreasonable costs to the City?
6. If procuring products or equipment, describe the intended use and explain any exclusive or unique capabilities, features and/or functions the items have which no other brands or models, etc possess. Is compatibility with existing equipment critical from an operational standpoint? Explain why.
7. Is competition precluded because of the existence of patent rights, copyrights, trade secrets, technical data, or other proprietary data? Attach documentation verifying such.
8. If procuring replacement parts and/or maintenance services, explain whether or not replacement parts and/or services can be obtained from any other sources? If not, is the proposed firm the only authorized or exclusive dealer/distributor and/or service center? If so, attach letter from manufacturer.

OTHER

1. Explain other related considerations and attach all applicable supporting documents (Information Technology Strategy Committee (ITSC) Approval form, etc.)
2. Explain what opportunities of direct/indirect involvement of Minority or Women Business Enterprises have been discussed and/or are available this contract.

REVIEW AND APPROVAL

This form must be signed by both the Originator of the request and approved by the Department Head or, authorized designee.

3(a) N/A

4(a) N/A

5(a) N/a

() SCHEDULE REQUIREMENTS 1(a) The schedule was developed based on our requirements to have new parts available to us as soon as possible. This will guarantee replacement parts and twenty-four hours a day, seven days a week callbox system operation for O'Hare's E-911 center.

2(a) N/A

3(a) N/A

4(a) N/A

() EXCLUSIVE OR UNIQUE CAPABILITY 1(a) N/A

2(a) King Fisher employees the personnel that supports their proprietary hardware & software

3(a) N/A

4(a) N/A


5(a) N/A

6(a) N/A

7(a) N/A

8(a) King Fisher's callbox system and all its components are operated under King Fisher's proprietary software. We have to go to them for some maintenance and all the parts.

APPROVED BY:

 3/31/10

DEPARTMENT HEAD
OR DESIGNEE

DATE

BOARD CHAIRPERSON

DATE

REQUEST FOR WAIVER

TO: **Jamie L. Rhee**
CHIEF PROCUREMENT OFFICER

FROM: Denise Hudson
USER DEPT.: Aviation

DATE: 03/23/10 _____ CONTRACT AMOUNT \$ 110,000

REQUISITION No.: _____

SPECIFICATION No.: 56542

WAIVER AMOUNT REPRESENTS: [X] MBE 16.9% Full Waiver [X] WBE 4.5% Full Waiver

DESCRIPTION OF WORK, SERVICES OR SUPPLIES: Provider of Radio Alarm Callbox System at O'Hare International Airport

CONTRACTOR: **King Fisher**

COMPLIANCE WITH REQUIREMENT:

PROVIDED TIMELY NOTICE TO AN APPROPRIATE ASSOCIATION

REASON(S) PURSUANT TO ORDINANCE AND REGULATIONS FOR APPROVAL:

SOLICITED APPROPRIATE NUMBER OF M/WBES
 EXCESSIVELY COSTLY
 IMPRACTICABLE

[X] RECOMMENDED:
[] NOT RECOMMENDED:  3/25/10
Jonathan Leach DATE
Managing Deputy Contracts

[] CONCUR:
[] NOT CONCUR: _____
Monica Cardenas DATE
Deputy Procurement Officer

The undersigned has determined that a waiver is justified pursuant to the Ordinance and Regulations.

[] APPROVE:
[] DISAPPROVE: _____
Jamie L. Rhee DATE
Chief Procurement Officer



King-Fisher Company, inc.

2350 Foster Avenue, Wheeling, IL. 60090-6574

*Phone (888)687-5324 * Fax (877)687-5324*

February 9, 2010

City of Chicago, Dept. of Aviation
Attn: Grafe Smith
10510 Zemke Blvd.
P.O. Box 66142
Chicago IL 60666

REFERENCE: MBE/WBE Certification

Dear Mr. Smith,

This correspondence is intended to re-address and update King-Fisher's MBE/WBE compliance status.

King-Fisher Company is a manufacturer of proprietary radio fire/security alarm reporting equipment. In addition to the manufacture of these systems, we provide in-house repair of defective components as sent to us by the end-users. We are a veteran-owned small business, currently employing less than 20 personnel.

The nature of our system is proprietary, in that, in order to maintain adherence to governing codes and approvals, no other manufacturers' equipment may be integrated or mixed with ours. That applies to other manufacturers' (competitors') systems, as well.

King-Fisher has made an exhaustive effort to determine if any of the vendors we use are City certified MBE's or WBE's. They are not. We searched to see if the vendors we use could be replaced with City certified MBE/WBE's. They cannot because of the proprietary nature of our equipment. The list of suppliers that can be used for these proprietary parts is quite small. We have long-term agreements with almost all of the vendors we use (in order to get acceptable quality and good pricing), so that we may remain in compliance with our U.S. Government agreements. Additionally, most of the proprietary components used in our equipment are not available through alternate vendors.

King-Fisher provides equipment and in-house repair of equipment for the Department of Aviation and for the Chicago 911 Center. All equipment, when ordered or repaired, is picked up at our headquarters in Wheeling, Illinois by O'Hare Radio Shop personnel, or is shipped using common carriers.

Since all of our administrative and office support/maintenance functions are mainly performed by our own personnel, not sub-contractors, we do not have the ability to comply with MBE/WBE requirements in this way.

We have minimal needs for company travel, or purchase of vehicles. Our office supply use is extremely limited, and we do in house cleaning of our small facility.

We, therefore request a waiver of the MBE/WBE requirements.

The list of suppliers who are providing proprietary parts for our equipment is as follows:

- 1) International Crystal
10 North Lee Ave.
Oklahoma City, OK 73102
PH: 800-725-1426
- 2) Leitelt Brothers
7721-7731 S. Chicago Ave.
Chicago, IL 60619
PH: 773-721-1186
- 3) Excell Electronics
2425 American Lane.
Elk Grove Village, IL 60007
PH: 847-766-7455
- 4) Sub-Con Manufacturing
201 Berg Street
Algonquin, IL 60102
PH: 847-658-6525
- 5) Steiner Electric
701 Brooks Ave. South
Elk Grove, IL 60007
PH: 847-228-0400
- 6) Newark Electronics
1919 S. Highland Ave.
Suite A320
Lombard, IL 60148


PH: 630-317-1000

7) Digi-Key
701 Brooks Ave. South
Thief River Falls, MN 56701
PH: 800-344-4539

For this new contract period, we are extending a 20% discount off our published commercial pricing.

Please don't hesitate to contact us if we can be of further assistance.

Best Regards,



Michael Strube
Executive Vice President
michael.strube@kfci.com



Home Products Services Support KF-University GSA Contact-Us Authorized-Access

KFCi TECHNOLOGY

- Leading edge communications systems based upon radio transmission technology.
- Facilitates rapid transmission of signals, saving critical seconds during emergency situations in the most diverse conditions.

WHAT'S THE ADVANTAGE TO THIS TECHNOLOGY?

- Cost effective when compared to hard-wired systems.
- Faster transmission saving critical seconds in emergency situations.
- User friendly, specifically designed computer-aided dispatch software.

KFCi's PRODUCT LINE AND CUSTOMER BASE

- KFCi's customer base includes commercial, industrial, institutional and military customers throughout the world.
- Our systems are currently in service in Alaska, Japan, Korea, Guam, Hawaii and the continental United States.
- KFCi products can be located in diverse locations such as Antarctica, Middle East and Persian Gulf area.
- We can transmit to all major fire alarm control panels.

TRANSMITTERS/INTERFACE PANELS

STAR TRANSMITTER



The STAR Radio Fire Alarm is a self-contained Auxiliary Signaling Device that responds to contact closures from standard fire panels, emergency switch devices, supervisory switch devices and auxiliary switch devices to generate an alarm message in a standard King-Fisher KFRA-C receiving processing unit format and transmits that message by radio. The STAR is contained in a NEMA-1 cabinet and derives power from a 120VAC circuit.

>> SPEC SHEET

TRANSMITTERS/INTERFACE PANELS

KF1/KF2 RADIO ALARM TRANSMITTER



The KF1 or KF2 radio call box transmitter provides the most up to date answer to FIRE, WASH DOWN, MEDICAL and POLICE emergency response with total reliability and flexibility combined to meet the protection and safety requirements of any government, industrial facility or municipality. The KF1 or KF2 is completely stand alone with internal battery capable of up to 6 months service without recharge. The KF1 or KF2 radio call box transmitter is capable of transmitting FIRE, POLICE, MEDICAL AID, etc. along with a wide variety of specific emergencies that can be transmitted when the KF1 or KF2 radio call box transmitter is connected to a radio interface panel. The difference between the KF1 and KF2 is that the KF1 transmits an AM Tone while the KF2 transmits an FM Tone.

>> SPEC SHEET

KF3/KF4 RADIO ALARM TRANSMITTER



The KF3 or KF4 radio call box transmitter provides the most up to date answer to FIRE, WASH DOWN, MEDICAL and POLICE emergency response with total reliability and flexibility combined to meet the protection and safety requirements of any government, industrial facility or municipality. The KF3 or KF4 is completely stand alone with internal battery capable of up to 6 months service without recharge. The KF3 or KF4 radio call box transmitter is capable of transmitting FIRE, POLICE, MEDICAL AID, etc. along with a wide variety of specific emergencies that can be transmitted when the KF3 radio call box transmitter is connected to a radio interface panel. The difference between the KF3 and KF4 is that the KF3 transmits an AM Tone while the KF4 transmits an FM Tone.

>> SPEC SHEET

**KFRTI
COMBINATION TRANSMITTER/
INTERFACE PANEL (INDOOR)**



The KFRTI Combination Transmitter/Interface Panel provides a unique savings by combining the Radio Transmitter and the KFRTI Interface in a common Nema 1 enclosure. Ideally suited when no direct public accessible functions are required. The Combination Transmitter/Interface Panel provides an economical solution for a radio fire alarm transmission and supervised monitoring system. The KFRTI Combination Transmitter/Interface Panel offers the same reliable and efficient means of connecting local fire systems, emergency signals, or special supervised signals to the radio alarm master box electronics within the Nema 1 enclosure. Complete reliability and flexibility are featured in the Combination Transmitter/Interface Panel satisfying the protection and safety requirements of any Government, industrial facility or municipality.

>> SPEC SHEET

[About Us](#) | [Contact Us](#)

King-Fisher Company, Inc.
All rights reserved 2009 ©

CITY OF CHICAGO ALL PURPOSE REQUISITION FORM

APRF NO. 101357

DEPT USE 1

DEPT USE 2

DATE	SECTION	BUREAU	SHIP CODE	SHIP TO:	CHICAGO DEPT OF AVIATION	DATE NEEDED	PG/RX NUMBER	PV NUMBER				
01/26/2010	SEC7	85	222	ATTN:								
TERM LINE	COMMODITY CODE	DESCRIBE AND JUSTIFY GOODS OR SERVICES			CATALOG NAME/#	CATALOG DATE	CATALOG PAGE	CATALOG ITEM/PART #	UNIT PRICE	UNIT OF MEASURE	QUANTITY	TOTAL PRICE
0	93609	Non-Commodity Line Modification							\$1.00	USD	55,000,000	\$55,000.00

BRIEF DESCRIPTION: Contract extension

JUSTIFICATION:

CHECK OR COMPLETE ALL THAT APPLY	BFYR	LINE	FUND	DEPT	ORGN	APPR	OBJT	DOA PROJECT	FMPS PROJECT	DOLLAR AMT
	2010	2097	740	85	4005	0340	0340			\$55,000.00
PARTICIPATING PO #										
14838										
TASK ORDER/PROPOSAL #										
GRAND TOTAL (ALL PAGES) \$55,000.00										

NEW TA OR CONTRACT	SOLE SOURCE	FOR FINANCE OFFICE USE ONLY		INVOICE NUMBERS	CONTACT INFORMATION	
PURCHASE ORDER	CONTRACT AMENDMENT	CONTRACT REVIEW	FINANCE DIRECTOR		Name PIUS FERNANDEZ	
DIRECT VOUCHER	EMERGENCY REQUEST	David Bowman	Pending -		Address KING FISHER CO	Phone
7 DAY BID	REJECTED BY	Approved- 1/26/10	FMPS APPROVAL DATE		Address 2350 FOSTER AVE	Phone
		CAPITAL FIN. DIRECTOR		Vendor Code	SECTION MANAGER	
		Pending -		Rep/Phone	Name Pius Fernandez	
					Phone	
					Status Approved	
					Status Approved	
					Status Approved	

CIRCLE COPY TYPE: ORIGINAL BUREAU/DIVISION FINANCE DIVISION FILE

From: "Valerie Bowers - King-Fisher Company, inc." <valerie.bowers@kfc.com>
To: DENISE HUDSON <DENISE.HUDSON@cityofchicago.org>
Date: 4/1/2010 4:02 PM
Subject: RE: King Fisher

CC: PIUS FERNANDEZ <pfernandez@cityofchicago.org>
Denise,

The current contract includes our GSA price catalog, dated 7/1/05. The prices shown are your net prices, and they do reflect a 20% discount off the commercial price catalog that was in effect at the commencement of this contract.

Once the new contract period begins, a new Commercial price catalog will be provided, and the City of Chicago will be extended an additional 20% discount off pricing shown in that new catalog. New pricing is currently being finalized here in our office and will be provided to you as soon as it's available.

Valerie

-----Original Message-----

From: DENISE HUDSON [mailto:DENISE.HUDSON@cityofchicago.org]
Sent: Thursday, April 01, 2010 3:50 PM
To: Valerie Bowers - King-Fisher Company, inc.
Cc: PIUS FERNANDEZ
Subject: RE: King Fisher

Hi Valerie, I will be sending you the signed release tomorrow. Also can you advise if the DOA gets a 20% discount on everything in the commercial catalog or just certain items. Thanks

Denise Hudson
Project Administrator
Dept of Avlation
Contract Administration
(773)-686-3590 Fax (773) 686-3743
av01335@cityofchicago.org

>>> "Valerie Bowers - King-Fisher Company, inc."
<valerie.bowers@kfc.com> 3/22/2010 9:09 AM >>>
Denise,

Your statement is correct, however, on close inspection of the release, it states "THIS SIGNED RELEASE IS YOUR AUTHORITY TO FURNISH THE SPECIFIED SUPPLIES AND/OR SERVICES IN ACCORDANCE WITH THE TERMS AND CONDITIONS OF THE BLANKET AGREEMENT NUMBER: 14838".

While we have disregarded the unsigned releases in the past, our policy has now changed. In order for us to proceed with this order, we will require a signature, as it is indicated on the document.

Thanks,
Valerie

-----Original Message-----

From: DENISE HUDSON [mailto:DENISE.HUDSON@cityofchicago.org]