



# COVID-19 Update

May 20, 2021








Age 12+ appointments available now

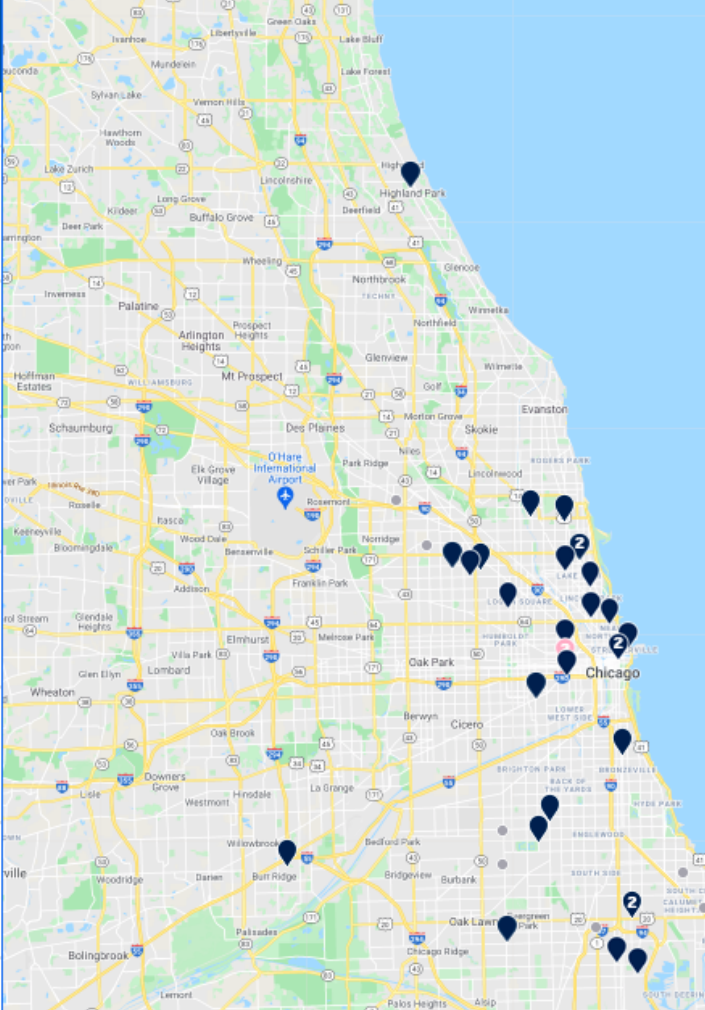


Appointments are available right now on [Zocdoc.com/vaccine](https://www.zocdoc.com/vaccine) and at **312-746-4835**

🔔 Get notified when there are more available appointments  
COVID-19 vaccine doses are currently in limited supply. If you are not able to find local availability now, we'll notify you when appointment times are available. [Notify me](#)

### COVID-19 Vaccine

	<b>Family Urgent Care - Chicago Location</b> COVID-19 Vaccination Facility Chicago, IL - Vaccine 1631 N Halsted St, Chicago, IL, 60614	📅 Appointments available Today <a href="#">View availability</a>
	<b>United Center</b> COVID-19 Vaccination Facility Johnson & Johnson 1724 W Madison St, Lot E entrance from Madison, Chicago, IL, 60612	📅 Appointments available Tomorrow <a href="#">View availability</a>
	<b>United Center</b> COVID-19 Vaccination Facility Johnson & Johnson 1724 W Madison St, Lot E entrance from Madison, Chicago, IL, 60612	📅 Appointments available Tomorrow <a href="#">View availability</a>
	<b>Esperanza Vaccine Southwest</b> COVID-19 Vaccination Facility Moderna - 18+ ONLY 6057 S. Western Ave., Chicago, IL, 60636	📅 Appointments available Today <a href="#">View availability</a>
	<b>Mount Sinai Hospital</b> COVID-19 Vaccination Facility 1500 S Fairfield Ave, Chicago, IL, 60608	📅 Appointments available Tomorrow <a href="#">View availability</a>
	<b>InstaVaxx LLC - Chicago Location</b> COVID-19 Vaccination Facility InstaVaxx LLC 2674 N Halsted St, Chicago, IL, 60614	📅 Appointments available Wed, May 5 <a href="#">View availability</a>
	<b>Chicago State University</b> COVID-19 Vaccination Facility	📅 Appointments available Today






## PHASE TWO GOALS

- **Consistency:** provide consistent access to vaccine for Chicagoans, especially those in low vaccinated areas
- **Convenience:** Make vaccine available where people live, work, and play
- **Equity:** focusing energy and resources on the 13 lowest vaccinated communities
  - Knowing where vaccine is available and when to get it
  - Ground Game, equipping and mobilizing trusted messengers within communities
  - Setting up recurring mobile events to increase access to vaccine while providing consistency
  - Putting on special events for targeted populations that incentivize vaccination



# CITY-WIDE OPERATIONS

- The City has seven POD sites distributed across the City of Chicago that serve 12+, accept walk-in appointments, and offer different types of vaccine.
  - Strike teams are operating five days a week to address senior, congregate, and low income housing vaccination.
  - Employer and labor engagement is ongoing with partnerships in place to encourage on-site vaccine clinics by unions, associations, and health insurance payers.
  - Plans are being implemented to operate or support on site vaccination clinics for schools across the City, including the Chicago Public Schools.
  - Special events are underway to incentivize vaccination for targeted populations, including the Protect Chicago Music Series.
- 

# MOST EQUITABLE VACCINE DISTRIBUTION IN THE U.S.



9-16  
MAY  
2021

**PROTECT CHICAGO PLUS**

OVER **100** CBO PARTNERSHIPS

**124K** DOSES ADMINISTERED

**21** SUPPORTING PROVIDERS

**27** PROTECT CHICAGO PLUS EVENTS

**PROTECT CHICAGO HOMEBOUND**

Almost **2.6K** INDIVIDUALS VACCINATED SINCE MARCH 23RD

BY **30** PEOPLE COMPLETING OVER **1,700** VISITS

**449** 2<sup>nd</sup> dose Pfizer vaccinations completed

**CHICAGO STATS**

**1 IN 2** CHICAGOANS HAVE RECEIVED AT LEAST 1 DOSE

**MAY 14** CHICAGO ENTERS BRIDGE PHASE

**2 OUT OF 3** PEOPLE AGES 65+ RECEIVED AT LEAST 1 DOSE

**MAY 13** CHICAGOANS 12+ ELIGIBLE TO RECEIVE PFIZER VACCINE

**MORE THAN 1.3M** 1<sup>ST</sup> DOSES ADMINISTERED TO CITY RESIDENTS

**OVER 2.3M** DOSES ADMINISTERED CITYWIDE

**COMMUNICATIONS**

**5.1M** TOTAL PAGE VIEWS

**3.1M** PEOPLE REACHED ON FACEBOOK

**OVER 35** PRESS CONFERENCES HOSTED

JOIN THE TEAM CAMPAIGN LAUNCHED FEATURING CHICAGO SPORTS TEAMS

**#PROTECTCHICAGO**

*LET'S GET BACK TO IT CHICAGO*

**SPECIAL EVENTS & PARTNERSHIPS**

**VACCINATION STATION**

**NEARLY 800** INDIVIDUALS VACCINATED AT MOBILE COMMUNITY EVENTS

**BLOCK BY BLOCK**

**VAX&RELAX**

PROTECT CHICAGO ARTIST SERIES

**FARMERS MARKETS**

**450** PEOPLE REGISTERED

PROTECT CHICAGO MUSIC SERIES



**HEALTHCARE PROVIDERS**

**649** PROVIDERS ENROLLED TO RECEIVE VACCINE

**CITY PODS**

OPERATIONAL SINCE **DECEMBER 29**

**MORE THAN 131K** DOSES ADMINISTERED AT CITY PODS

Malcolm X College | Arturo Velasquez Institute Olive-Harvey College | O'Hare Truman College Kennedy-King College | Wright College | Daley College Apostolic Faith Church | Loretto Hospital | Chicago State University Public Safety HQ/ Police Academy/ Fire Academy

**STRIKE TEAMS**

**46** WORKPLACE FACILITIES VISITED WITH ALMOST **6.9K** DOSES ADMINISTERED

**UNITED CENTER**

**NEARLY 287K** DOSES ADMINISTERED SINCE MARCH 9TH

**MORE THAN 55K** TRANSLATION CONTACTS MADE

WALK THROUGH SOLUTION CLOSING MAY 24<sup>TH</sup>

THANK YOU 101<sup>ST</sup> AIRBORNE, FEMA, STATE OF ILLINOIS, CCHHS, TEAM RUBICON, MOONLAB AND MANY MORE!

# COVID Vaccine Coverage: Largest U.S. Cities

Chicago has **highest** overall first-dose vaccine coverage

Chicago also has **highest** Latinx and Black vaccine coverage

Chicago still lagging in 65+ coverage

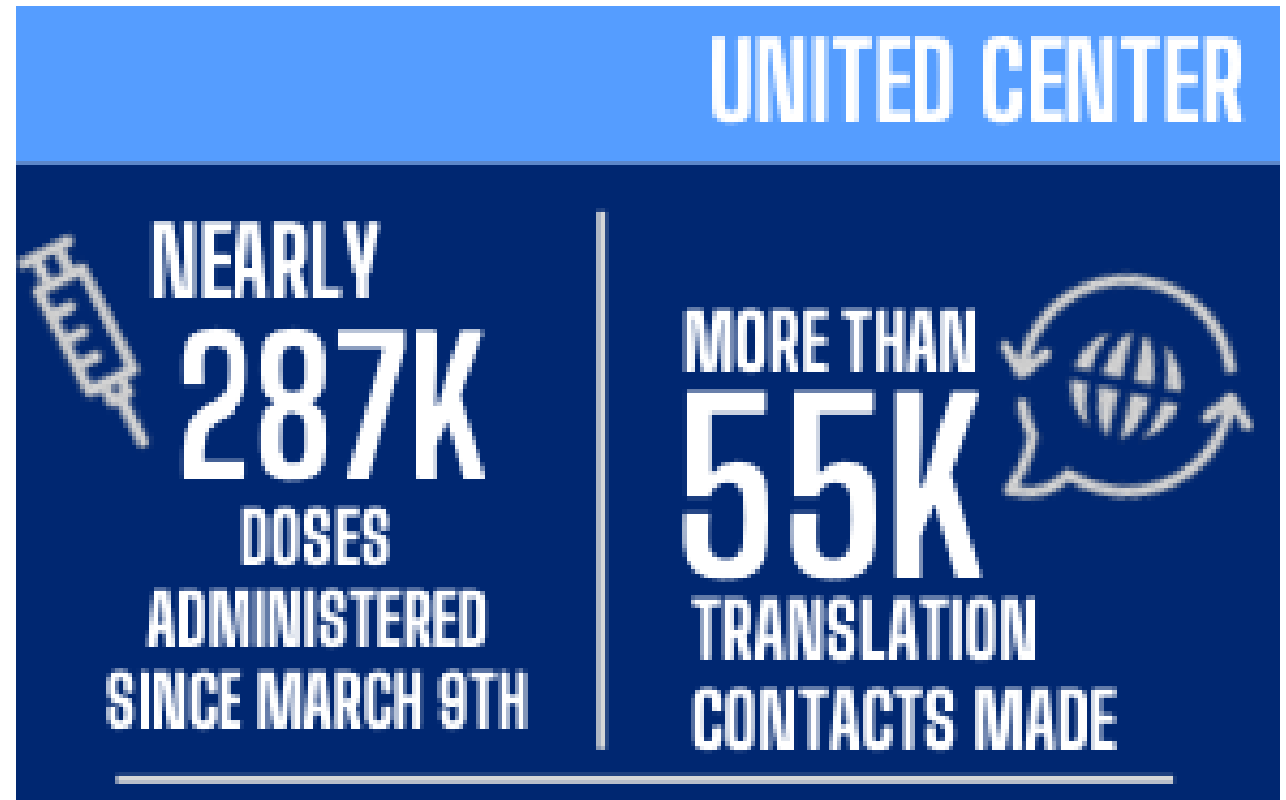


Largest U.S. Cities by Total Population	New York City	LA County	Chicago	Houston (Harris County)	Phoenix (Maricopa County)	Philadelphia	San Antonio (Bexar County)	San Diego County	Dallas County
% of total resident population who have received at least one dose (data available as of 5/6)	44.5%	43.7%	45.9%	38.8%	38.4%	35.9%	39.4%	44.3%	38.5%
<b>Resident Race/Ethnicity</b>									
Latinx	29%	30.4%	36.3%	28.0%	13.0%	26.0%	28.7%	34.7%	27.6%
Asian, Non-Latinx	57%	54.8%	50.7%	49.8%	46.3%	54.0%	39.7%	45.0%	53.6%
Black, Non-Latinx	24%	29.8%	30.1%	22.3%	21.2%	26.0%	20.2%	24.1%	24.4%
White, Non-Latinx	41%	50.4%	52.6%	40.9%	44.5%	44.0%	43.7%	42.3%	45.1%
<b>Resident Age</b>									
Age 18+	55%	55.6%	57.2%	50.8%	50.5%	44.7%	50.9%	57.3%	50.0%
Age 65+	N/A	79.2%	67.1%	78.7%	80.5%	N/A	73.3%	N/A	77.2%

As reported on each jurisdiction's public-facing website, with data available on 5/6/21. Websites update data at varying frequencies. Some states only report data at the county level. Some jurisdictions report 16+ age subgroup instead of 18+ subgroup. Census populations used as denominators where necessary. See each jurisdiction's website directly for up-to-date information or to confirm individual data points. N/A reflects data not reported publicly for age group on that jurisdiction's site. All data is provisional and may change at any time.

United Center appointments are available right now  
on [Zocdoc.com/vaccine](https://www.zocdoc.com/vaccine) and at **312-746-4835**

- Walk-thru closes **May 24<sup>th</sup>**
- Drive-thru closes **June 24<sup>th</sup>**



# Vaccination Canvassing Campaign

Will answer questions about the vaccine and help people make appointments

- Will not enter homes
- Wear Protect Chicago vests

**This weekend:** Auburn Gresham, Chatham , South Shore, Englewood, West Englewood, Austin, Hegewisch, Riverdale , Roseland, South Deering, Montclare, East Garfield Park, West Garfield Park



# Skilled Nursing Facility COVID-19 Cases



**32 (41%)** SNFs have gone at least 28 days without a case

*\*Epi curve depicts lab-confirmed (PCR or antigen positive) cases since 9/1/2020*

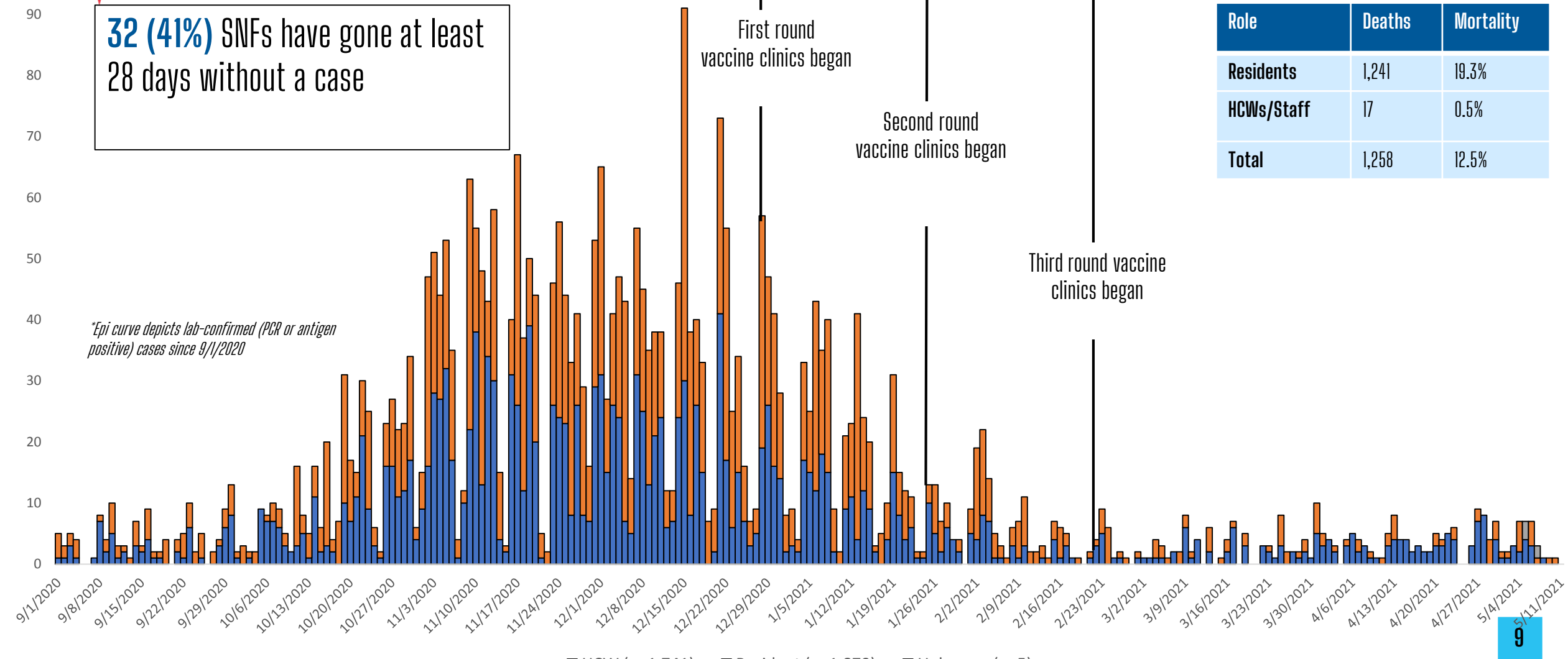
First round vaccine clinics began

Second round vaccine clinics began

Third round vaccine clinics began

Role	Deaths	Mortality
Residents	1,241	19.3%
HCWs/Staff	17	0.5%
<b>Total</b>	<b>1,258</b>	<b>12.5%</b>

100



■ HCW (n=1,741) ■ Resident (n=1,879) ■ Unknown (n=5)

Data as of 5/11/21