

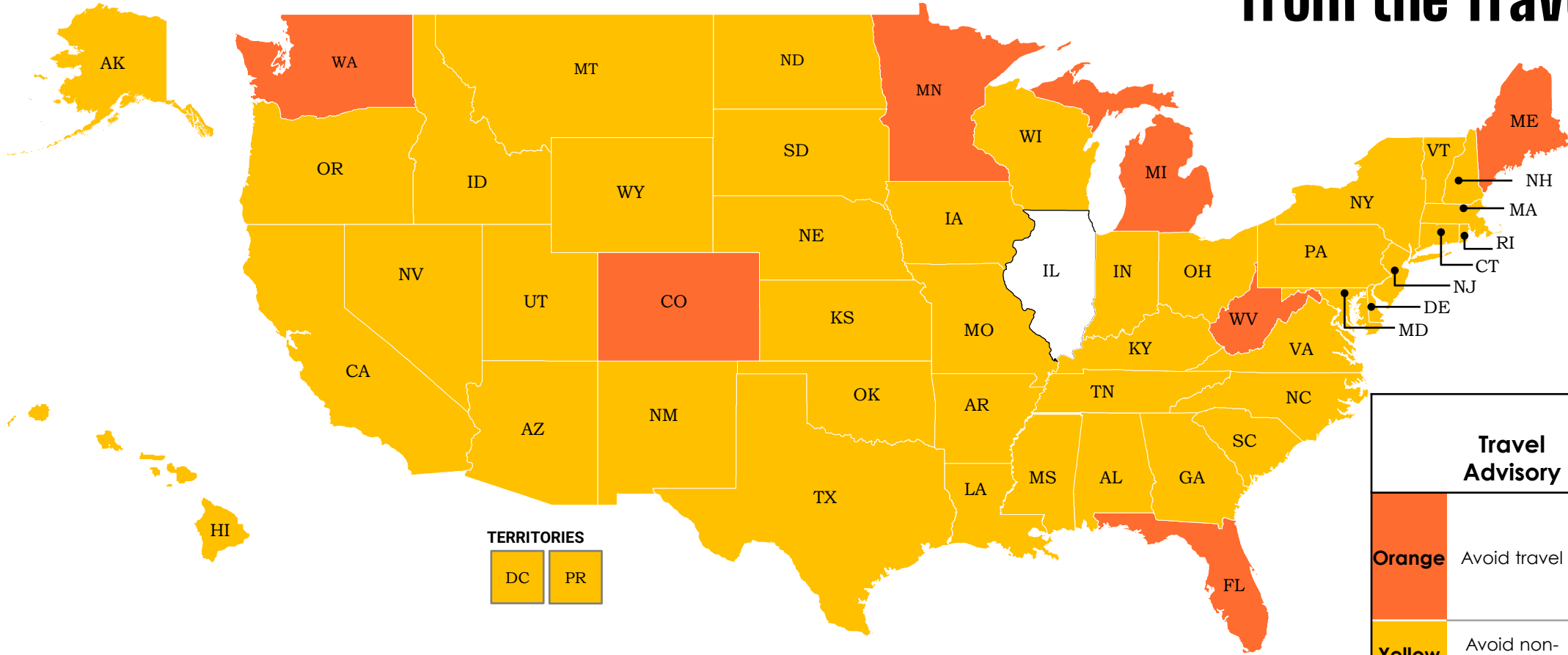
**PROTECT**  
**CHICAGO** ★

**PROTEGE A**  
**CHICAGO** ★



Chicago's travel order includes seven states

Individuals who are fully vaccinated are **EXEMPT** from the Travel Order.



	Travel Advisory	Required upon arrival in Chicago
<b>Orange</b>	Avoid travel	10-day quarantine <i>or</i> Negative test result with strict masking, social distancing and avoidance of in-person gatherings
<b>Yellow</b>	Avoid non-essential travel	No quarantine or test required. Maintain strict masking and social distancing

Legend:   
■ ≥ 15 daily cases per 100k   
■ Less than 15 daily cases per 100k

All other U.S. Territories are categorized as yellow

# Chicago COVID-19 Community Risk Matrix - Phase IV

	Very high risk	High risk	Moderate risk	Lower risk	Low risk: Controlled transmission
<b>COVID-19 cases diagnosed per day</b> <small>Chicago residents 7-day rolling daily average</small>	800+	400 – 799	200 – 399 <b>current: 311</b> declining	20 – 199	<20
<b>COVID-19 test positivity</b> <small>Chicago residents 7-day rolling daily average</small>	10%+	6.6 - 9.9%	5.0 - 6.5%	2 - 4.9% <b>current: 3.4%</b> declining	<2%
<b>Hospital beds(non-ICU) occupied by COVID patients</b> <small>Chicago hospitals 7-day rolling daily average</small>	1250+	750-1249	250 - 749 <b>current: 298</b> declining	100 - 249	<100
<b>ICU beds occupied by COVID patients</b> <small>Chicago hospitals 7-day rolling daily average</small>	400+	300 - 399	100 – 299 <b>current: 115</b> declining	20 - 99	<20
<b>Additional considerations within each risk level</b>	<i>*Metric will revert to very high risk if 7+ consecutive days <u>&gt;</u>15% higher than the week prior</i>	<i>*Metric will revert to high risk if 5+ consecutive days <u>&gt;</u>10% higher than the week prior</i>	<i>Metrics must continue to decrease or remain stable relative to the week prior</i>	<i>Metrics must continue to decrease or remain stable relative to the week prior</i>	<i>Metrics must continue to decrease or remain stable relative to the week prior</i>

# COVID Dashboard

## CHICAGO | COVID-19 Summary

Last updated May 18, 2021

All data are provisional and

SUMMARY

CASES

CASES BY ZIP

TESTS

VACCINES

VACCINES BY ZIP

[Learn how to use this dashboard.](#)

### CASES

311 ▼

Current daily avg

433 (-28%)

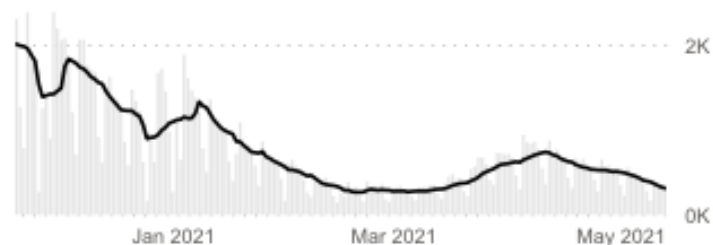
Prior week

281,226

Cumulative

11.5

Daily rate per 100,000



### HOSPITALIZATIONS

16 ▼

Current daily avg

48 (-67%)

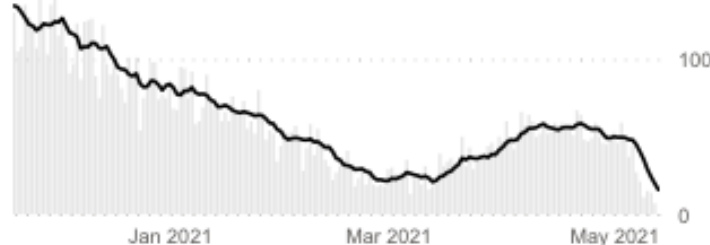
Prior week

28,082

Cumulative

0.6

Daily rate per 100,000



### DEATHS

7 ▲

Current daily avg

6 (+17%)

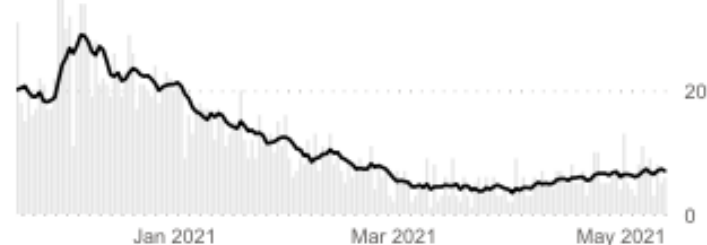
Prior week

5,413

Cumulative

0.3

Daily rate per 100,000



### VACCINATIONS ADMINISTERED

11,849 ▼

Current daily avg

2,242,967

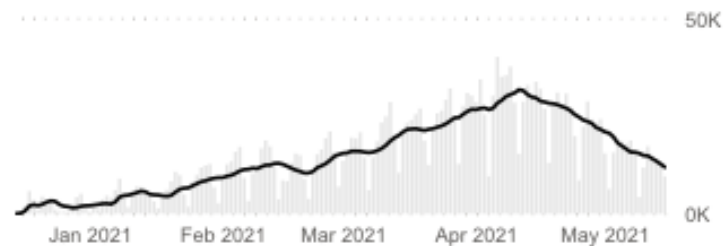
Cumulative

37.5%

Chicagoans with...

48.0%

Chicagoans with...



### TESTS PERFORMED

11,097 ▼

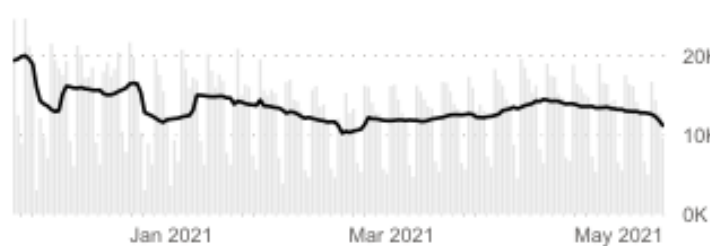
Current daily avg

12,865 (-14%)

Prior week

4,151,050

Cumulative



### POSITIVITY RATE

3.4% ▼

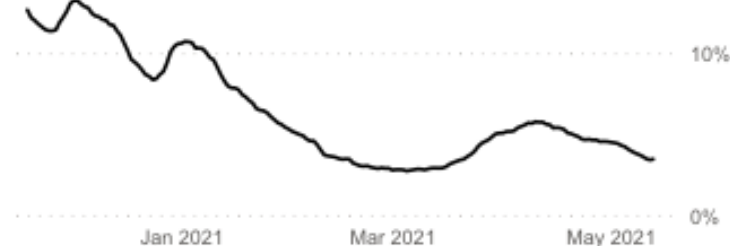
Current daily avg

4.0%

Prior week

1 in 10

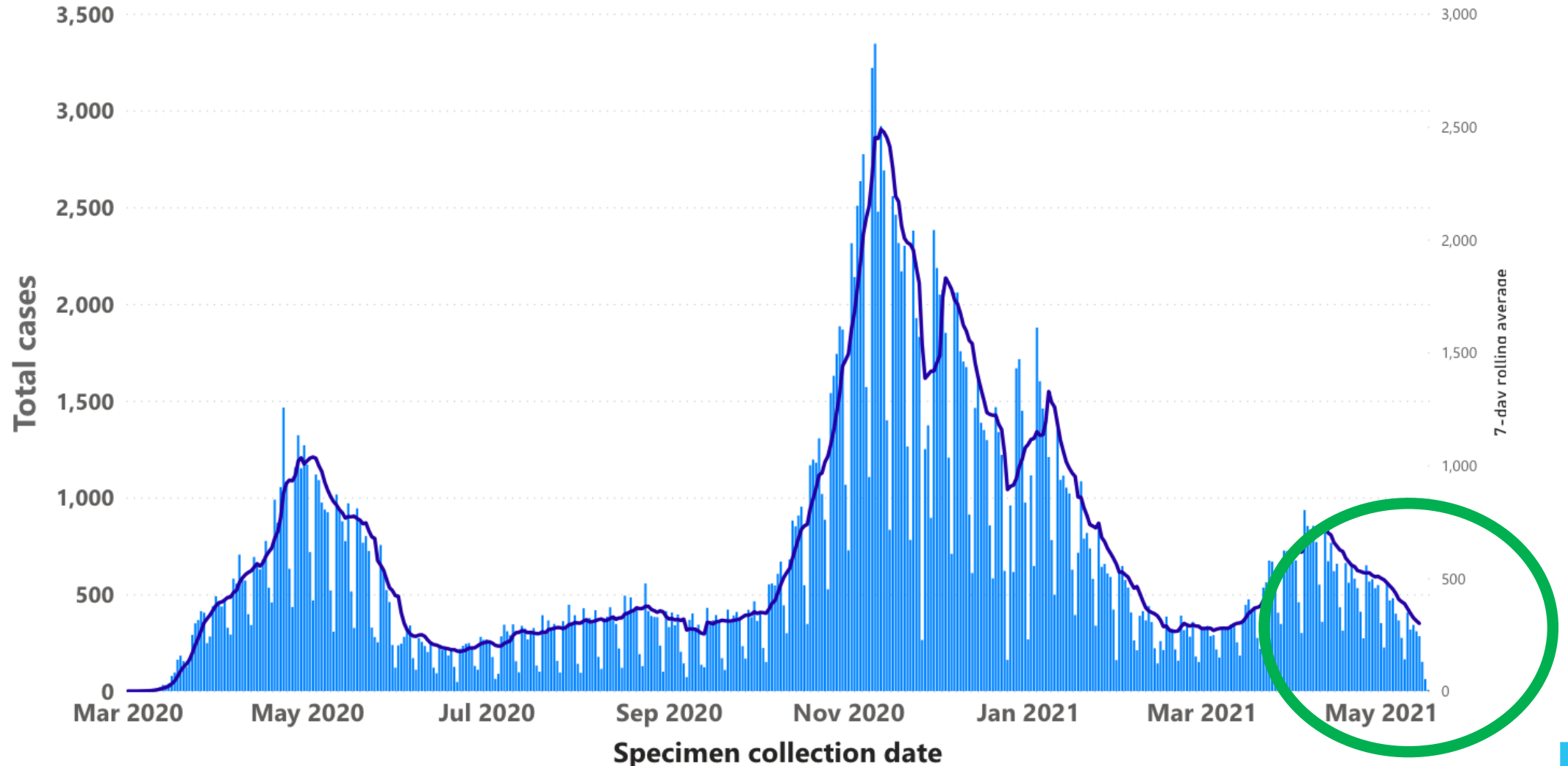
Chicagoans diagnosed



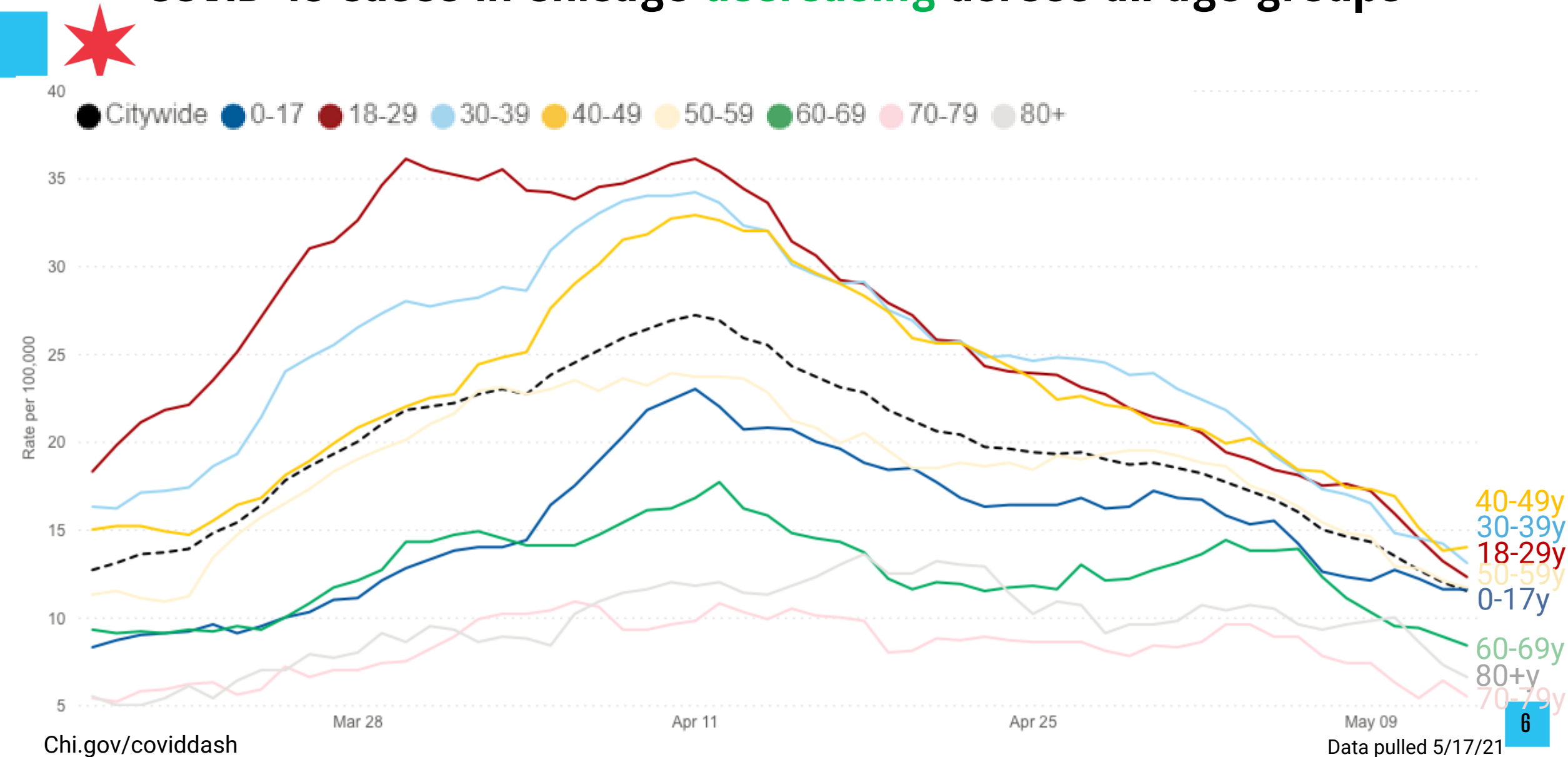
# New COVID-19 cases in Chicago continue to decline



● Total cases ● 7-day rolling average



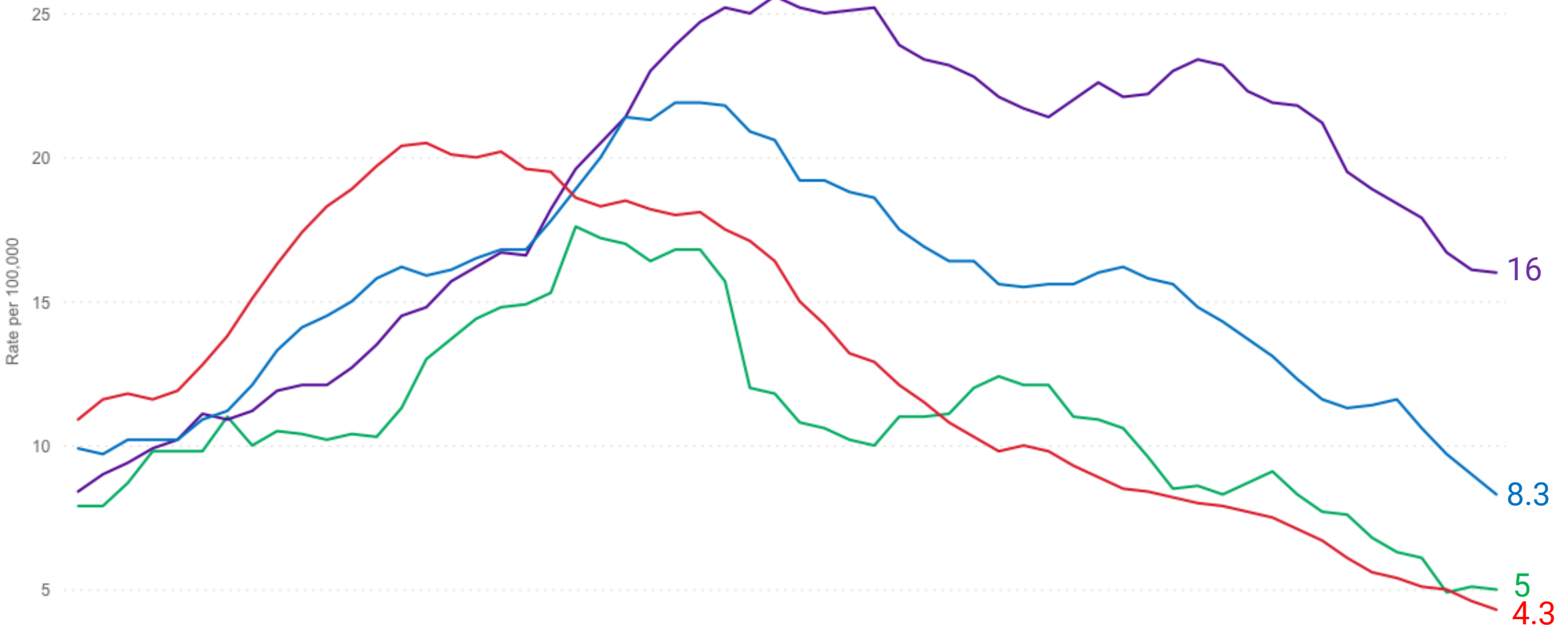
# COVID-19 cases in Chicago **decreasing** across all age groups



# New COVID-19 case rates remain highest but decreasing in Black Chicagoans; decreasing in Latinx, Asian, and White Chicagoans



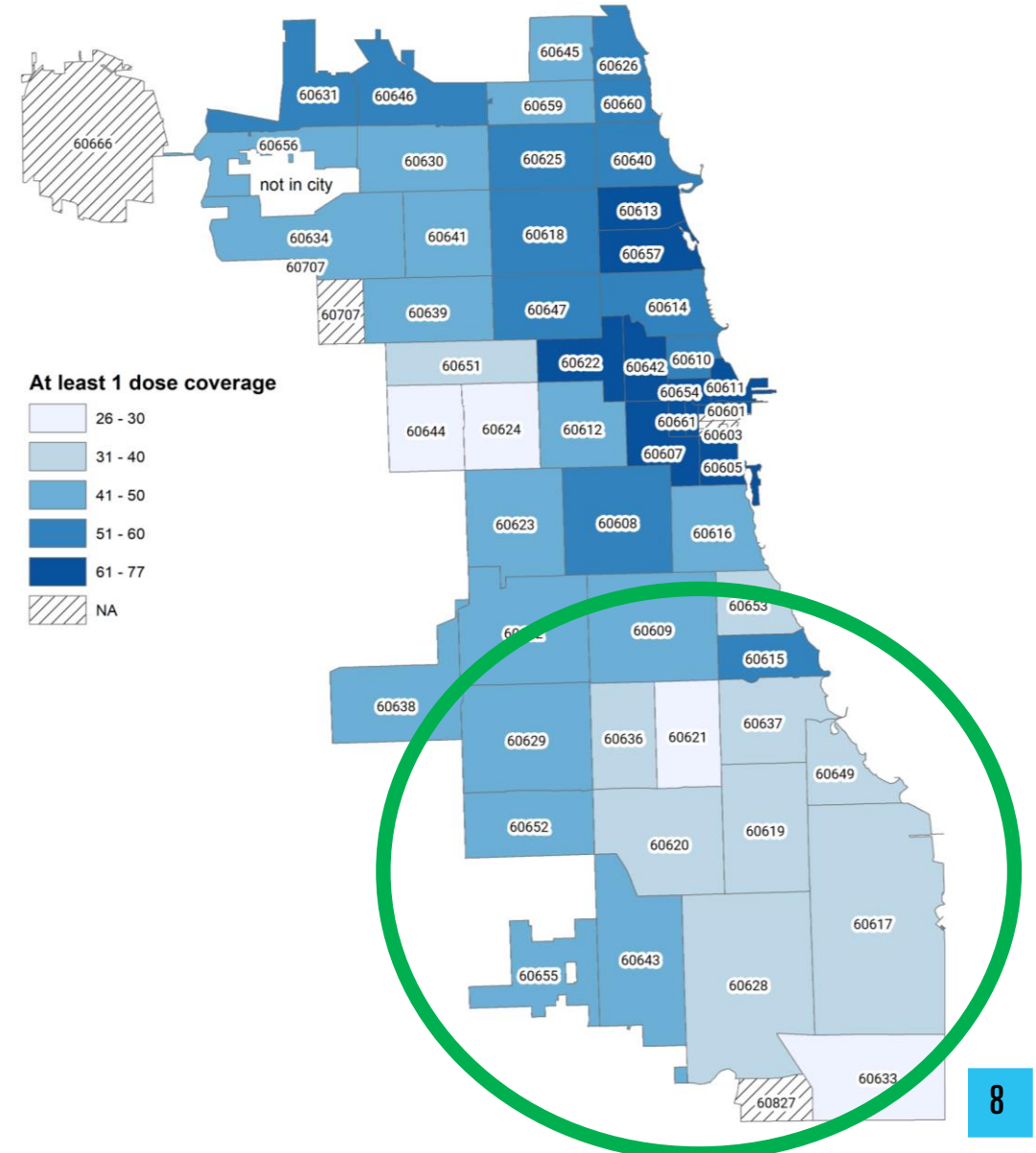
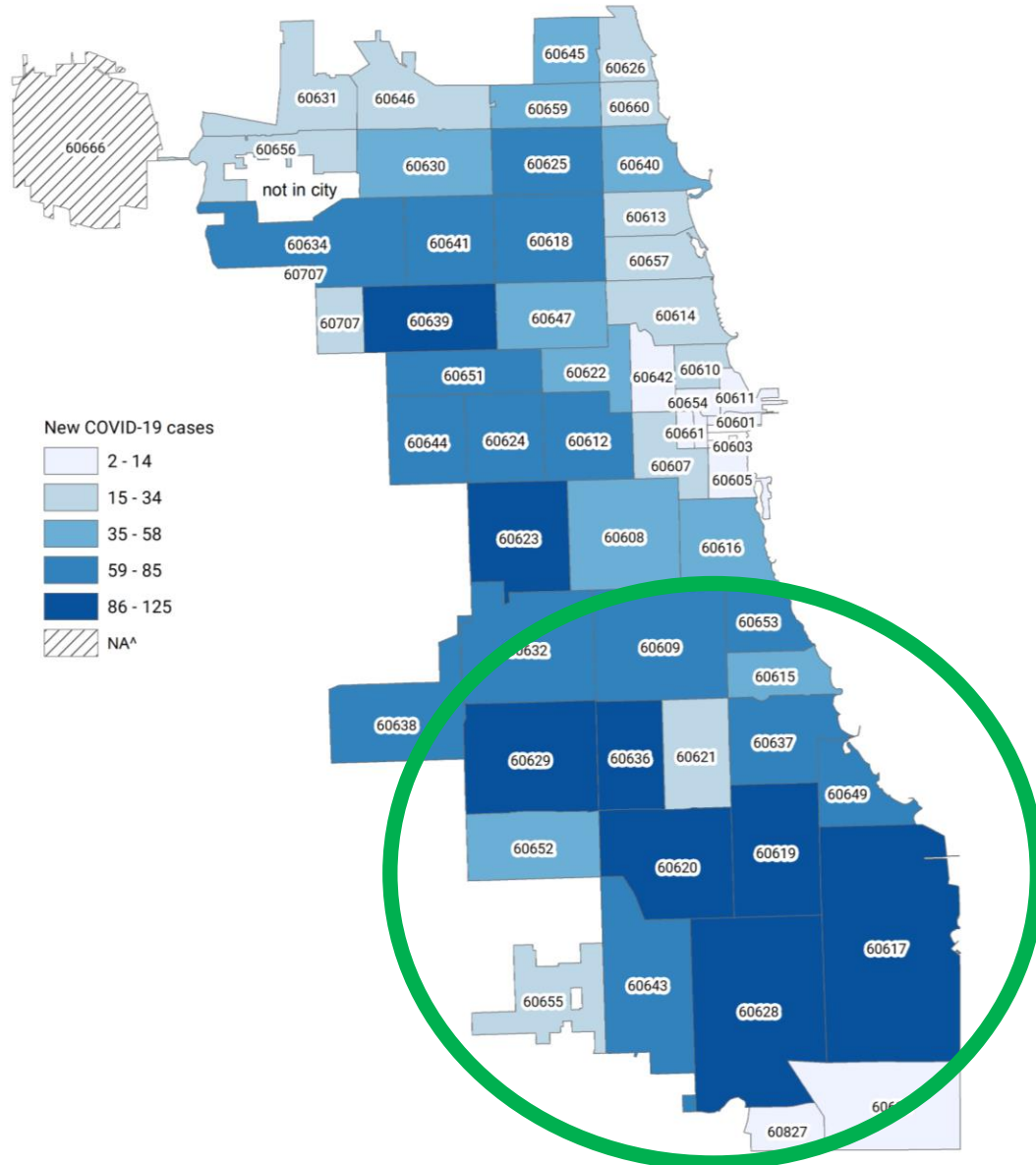
● Asian-Non-Latinx ● Black-Non-Latinx ● Latinx ● White-Non-Latinx



# Weekly case counts and percentage of people with at least 1 vaccine dose

Cases Week ending 5/8/21 (n=2,788)

At least 1 dose vaccine through May 10<sup>th</sup>





# Chicago COVID Vaccination



**48%** of Chicagoans have received at least a first dose of vaccine

55% of **White** Chicagoans

53% of **Asian** Chicagoans

39% of **Latinx** Chicagoans

32% of **Black** Chicagoans

**38%** of all Chicagoans have received the completed series

**60%** of Chicagoans **18+** have received at least a first dose of vaccine

**47%** of Chicagoans 18+ have received the completed series

**69%** of Chicagoans **65+** have received at least a first dose of vaccine

**59%** of Chicagoans 65+ have received the completed series

## ★ COVID Vaccine Uptake: Largest U.S. Cities

- Chicago still has **highest** Latinx and Black first-dose vaccine uptake among largest U.S. cities
- Chicago still **lagging** in overall first-dose vaccine uptake in people age 65+



# Vaccination Events

**PROTECT  
CHICAGO** ★

## 1,000+ Events Across the City





# Protect Chicago Homebound

**PROTECT  
CHICAGO** ★

**1,700+ Homes Visited**



**2,500+ Vaccines  
Administered**

**Transitioning to AT HOME**








Age 12+ appointments available now

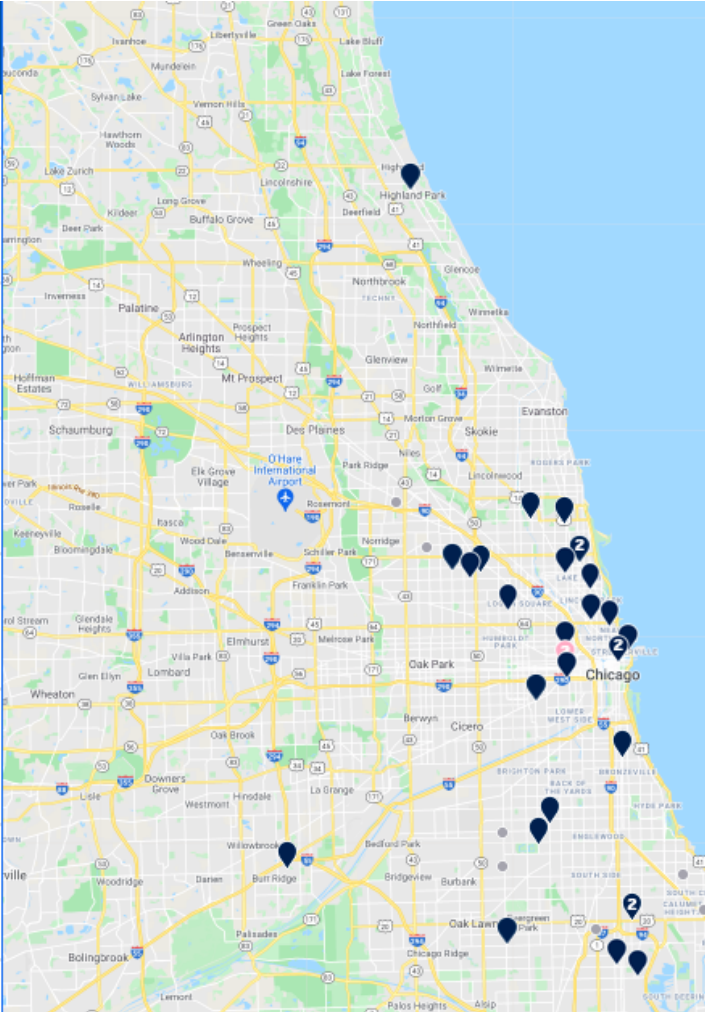


Appointments are available right now on [Zocdoc.com/vaccine](https://www.zocdoc.com/vaccine) and at **312-746-4835**

🔔 Get notified when there are more available appointments  
COVID-19 vaccine doses are currently in limited supply. If you are not able to find local availability now, we'll notify you when appointment times are available. [Notify me](#)

### COVID-19 Vaccine

	<b>Family Urgent Care - Chicago Location</b> COVID-19 Vaccination Facility Chicago, IL - Vaccine 1631 N Halsted St, Chicago, IL, 60614	📅 Appointments available Today <a href="#">View availability</a>
	<b>United Center</b> COVID-19 Vaccination Facility Johnson & Johnson 1724 W Madison St, Lot E entrance from Madison, Chicago, IL, 60612	📅 Appointments available Tomorrow <a href="#">View availability</a>
	<b>United Center</b> COVID-19 Vaccination Facility Johnson & Johnson 1724 W Madison St, Lot E entrance from Madison, Chicago, IL, 60612	📅 Appointments available Tomorrow <a href="#">View availability</a>
	<b>Esperanza Vaccine Southwest</b> COVID-19 Vaccination Facility Moderna - 18+ ONLY 6057 S. Western Ave., Chicago, IL, 60636	📅 Appointments available Today <a href="#">View availability</a>
	<b>Mount Sinai Hospital</b> COVID-19 Vaccination Facility 1500 S Fairfield Ave, Chicago, IL, 60608	📅 Appointments available Tomorrow <a href="#">View availability</a>
	<b>InstaVaxx LLC - Chicago Location</b> COVID-19 Vaccination Facility InstaVaxx LLC 2674 N Halsted St, Chicago, IL, 60614	📅 Appointments available Wed, May 5 <a href="#">View availability</a>
	<b>Chicago State University</b> COVID-19 Vaccination Facility	📅 Appointments available Today





# Lollapalooza

**JULY 29-AUGUST 1, 2021 • GRANT PARK • CHICAGO**

**PROTECT**  
**CHICAGO** ★

**PROTEGE A**  
**CHICAGO** ★