

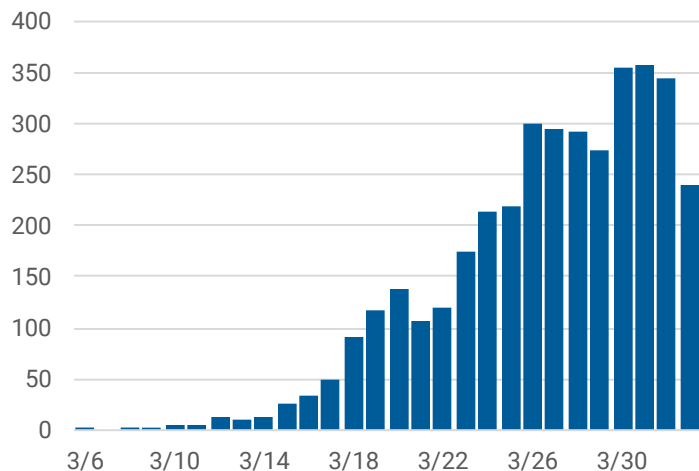


CHICAGO COVID-19 UPDATE

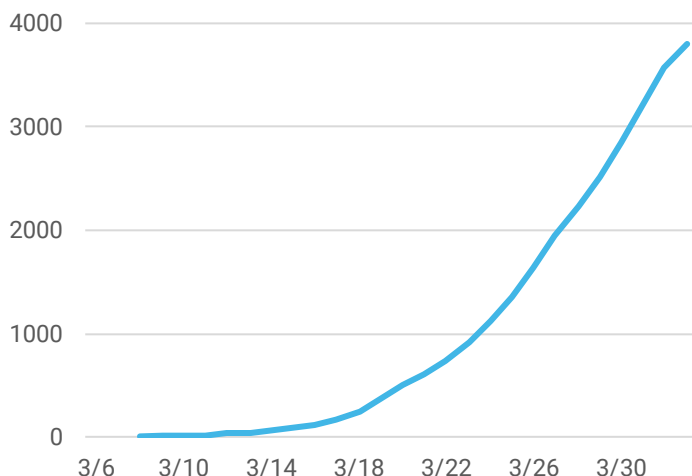
April 3, 2020

There are **3,836** cases of COVID-19 and **60** deaths among Chicago residents as of April 3, 2020. This is an increase of **409** cases since yesterday.

Confirmed daily COVID-19 cases



Confirmed cumulative COVID-19 cases



Daily and cumulative coronavirus 2019 (COVID-19) cases reported for Chicago residents with known specimen collection date. Results for several previous days are updated each day. Note, there was one case of COVID-19 reported in January 2020 that is not included in the daily counts.

COVID-19 Morbidity and Mortality by Geography

GEOGRAPHY	CASES ¹	DEATHS	PLACES AFFECTED
Chicago	3,836	60	NA
Illinois (IDPH link)	8,904	210	64/102 COUNTIES
U.S. (CDC link)	239,279	5,443	50/50 STATES
World (WHO link)	976,249	50,489	206/251 COUNTRIES

COVID-19 Case Characteristics for Chicago residents

CHARACTERISTIC	% TOTAL CASES ¹
Age	
0-17	1.2%
18-59	69.6%
60+	29.1%
Under investigation	0.1%
Median	49 years
Gender	
Female	47.4%
Male	51.7%
Under investigation	0.9%
Hospitalizations²	
Never hospitalized	56.3%
Ever hospitalized ³	43.7%
Hospitalizations by age group	
0-17	0.4%
18-59	46.3%
60+	53.3%

COVID-19 Death Characteristics for Chicago residents

CHARACTERISTIC	DEATHS	% DEATHS WITHIN ROW GROUP
Chicago	60	1.6%
Age		
0-17	1	2.2%
18-59	15	0.6%
60+	44	3.9%
Gender		
Female	20	1.1%
Male	40	2.0%

¹Does not include persons with pending COVID-19 tests or persons with COVID-19 related illness who have not been tested.

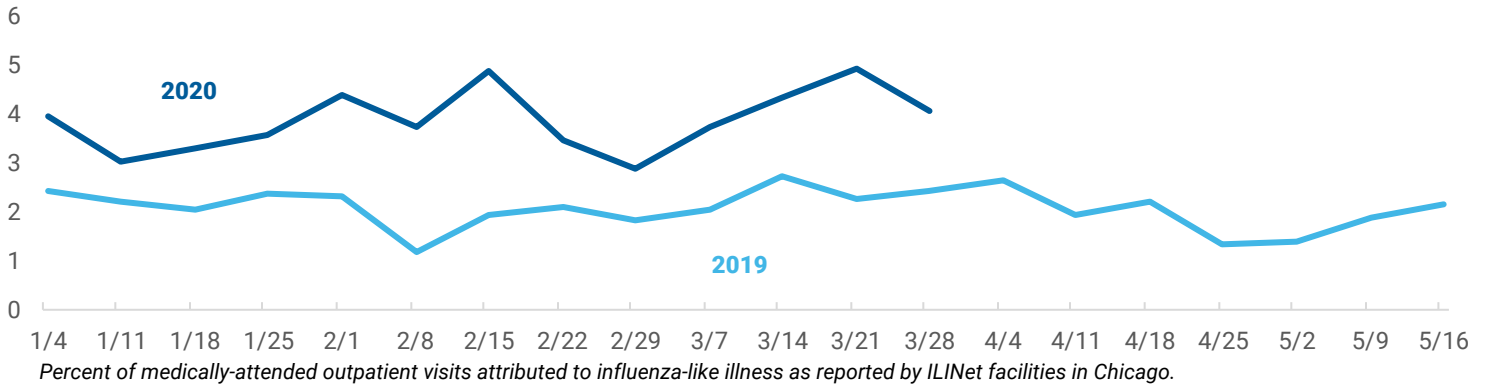
²Among those with known hospitalization status.

³Ever hospitalized, even if discharged.

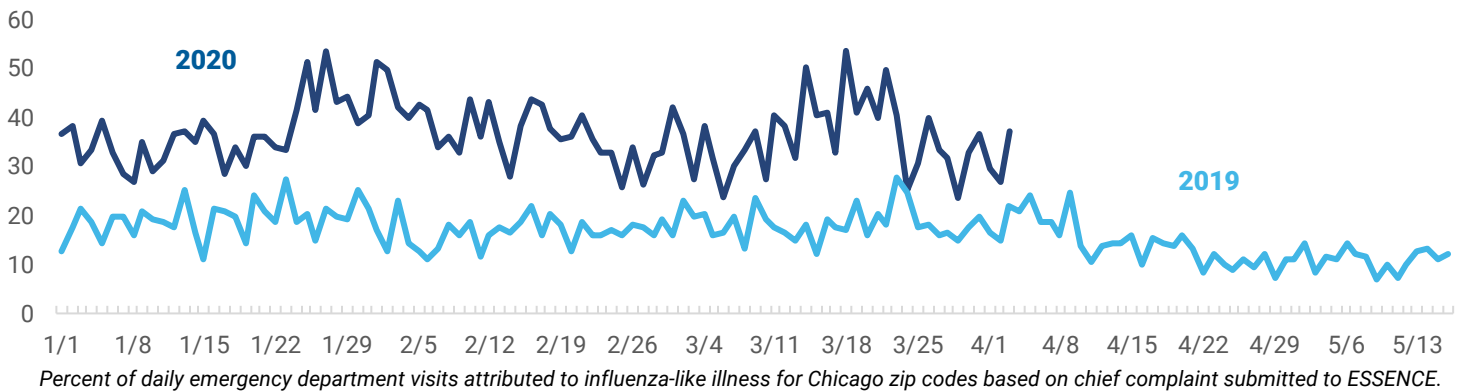
COVID-19 symptoms are similar to those of influenza, so monitoring influenza-like illness (ILI) may also help identify COVID-19. ILI activity in 2020 that is higher than what was experienced in 2019 could indicate the presence of COVID-19 in the community.

Annual influenza surveillance conducted by CDPH includes information on outpatient visits to health care providers for ILI. ILI is defined as fever (temperature of 100°F [37.8°C] or greater) and a cough and/or a sore throat without a known cause other than influenza. Emergency department (ED) visits for ILI are reported through a surveillance system called ESSENCE that captures the chief complaints of patients. Because persons over age 65 are at higher risk of severe illness due to COVID-19, we are also specifically monitoring the ED visits of older adults.

Percent of weekly outpatient visits at reporting providers due to influenza-like illness in Chicago among all age groups, 2020 vs. 2019



Percent of daily emergency department (ED) visits due to influenza-like illness in Chicago among all age groups, 2020 vs. 2019



Percent of daily emergency department (ED) visits due to influenza-like illness in Chicago among persons aged 65+, 2020 vs. 2019

